

**CENTRAL BANK OF NIGERIA
CONSOLIDATED AND SEPARATE FINANCIAL STATEMENTS
FOR THE YEAR ENDED 31 DECEMBER 2015**

**CENTRAL BANK OF NIGERIA
INDEX TO THE CONSOLIDATED AND SEPARATE FINANCIAL STATEMENTS
FOR THE YEAR ENDED 31 DECEMBER 2015**

CONTENTS	Page
Corporate information	1
Report of the Committee of Governors	2
Statement of Committee of Governors' responsibilities in relation to the financial statements	3
Report of the independent joint auditors	4
Consolidated and separate income statements	5
Consolidated and separate statements of other comprehensive income	6
Consolidated and separate statements of financial position	7
Consolidated and separate statements of changes in equity	8-9
Consolidated and separate statements of cash flows	10
Notes to the consolidated and separate financial statements	11-84

CENTRAL BANK OF NIGERIA

CORPORATE INFORMATION

Directors

Executives:

Mr. Godwin Emeziele (CON)		- Governor
Dr. Sarah Alade (OON)		- Deputy Governor (Economic Policy Directorate)
Alhaji Suleiman Barau (OON)		- Deputy Governor (Operations Directorate)
Mr. Adebayo Adelabu		- Deputy Governor (Corporate Services Directorate)
Dr. Okwu Joseph Nnanna	*	- Deputy Governor (Financial System Stability Directorate)

Non-executives:

Mr. Anthony Adeiza Adaba		
Alhaji Muhammad Musa Kafarati		
Mr. Collins Chike Chikeluba		
Mr. Ayuli Jemide		
Mr. Stanley I. Lawson		
Alhaji Ahmed Idris	**	
Mr. Jonah Ogunniyi Otunla	***	
Mrs. Anastasia M. Daniel-Nwaobia	****	

* Appointed 3 February 2015

** Appointed 25 June 2015

*** Retired 12 June 2015

**** Retired 10 November 2015

The Board of the Bank was dissolved through the pronouncement of the Federal Government of Nigeria and communicated via a statement with effect from 16 July 2015. The Non-Executive Directors of the Bank ceased being directors with effect from the date of the pronouncement.

Corporate Secretary
Yunusa Mohammed Sanusi
Central Bank of Nigeria
Abuja

Auditors
PricewaterhouseCoopers
Landmark Towers, 5B, Water Corporation Road
Victoria Island, Lagos

Ernst & Young
UBA House, 10th & 13th Floors
57 Marina, Lagos

Head Office
Central Bank of Nigeria
Plot 33, Abubakar Tafawa Balewa Way
Central Business District
Cadastral Zone
Abuja
Federal Capital Territory
Nigeria

CENTRAL BANK OF NIGERIA

REPORT OF THE COMMITTEE OF GOVERNORS'

Introduction

The consolidated and separate Financial Statements of the Central Bank of Nigeria for the year ended 31st December, 2015 were prepared using the International Financial reporting Standards (IFRS).

Results

The Net Income for the year was N108,530 million for the Bank while the Group's Net Income was N123,074 million. In line with the provisions of the Fiscal responsibility Act 2011, 20% of the Net Income of the Bank will be credited to retained earnings while the balance should be paid to the Federal Government of Nigeria.

Corporate Governance

The Board of Directors is the highest policy making organ of the Bank. Board decisions are taken with submissions from various Board Committees and Departmental Directors. The Board of Directors had been dissolved vide Circular Ref. No. SGF.19/S.81/XIX/964 dated 16th July, 2015 from the Presidency. The business and governance of the Bank between July and December, 2015 had been carried out by the Committee of Governors in conjunction with the Presidency in accordance with the Circular which dissolved the Board of Directors. The Committee of Governors therefore had held 56 meetings between January and December, 2015.

The Committees of the Board are:

1. Committee of Governors
2. Finance and General Purposes Committee
3. Audit and Risk Committee
4. Establishment Committee
5. Investment Committee
6. Monetary Policy Committee
7. Corporate Strategy Committee
8. Financial System Stability Committee
9. Remuneration, Ethics and Anti-Corruption
10. CBN Pension Fund Management

Apart from the Committee of Governors which is the executive management of the Bank, the composition of the Committees include the right mix of both the executive and non-executive Directors for effective good governance.

A centralised integrated risk management co-ordination function is performed by the Risk Management Department (RMD). The role of the RMD is to develop, maintain and promote an appropriate risk management policy, framework, approach and culture, methodologies, processes and support systems.

The RMD is also responsible for coordinating and facilitating an integrated and uniform compliance management process in the Group; advancing and facilitating specialised operational risk management process, including business continuity, occupational health and safety and information security.

The Internal Audit Department of the Bank provides independent objective assurance of the adequacy and effectiveness of control, risk management and governance process of the Bank.


Ethics Management

The Central Bank of Nigeria must be, and be seen to be an institution of integrity which maintains the highest ethical standards.

The executive management of the Bank is intensely aware of this core value and expectation and commits itself to creating a working environment that encourages and facilitates honesty, integrity and ethical behavior

The Bank is committed to quality, meritocracy and international best practice.

We present below the state of affairs of the Group and the Bank as at 31st December, 2015, the results and the cash flows of the Group and the Bank in accordance with International Financial Reporting Standards, CBN Act and other relevant laws.



Secretary

**CENTRAL BANK OF NIGERIA
FOR THE YEAR ENDED 31 DECEMBER 2015**

STATEMENT OF COMMITTEE OF GOVERNORS' RESPONSIBILITIES IN RELATION TO THE FINANCIAL STATEMENTS

In accordance with the provisions of the Central Bank of Nigeria Act, 2007, the Board, but in its absence, the Committee of Governors as approved by Mr. President, are responsible for the preparation of consolidated and separate financial statements which properly present the state of affairs of the Central Bank of Nigeria ("CBN" or the "Bank") at the end of the year and its income and expenditures for the year in accordance with International Financial Reporting Standards (IFRS) as issued by the International Accounting Standards Board (IASB) and Central Bank of Nigeria Act.

The responsibilities include ensuring that:

- i the Central Bank of Nigeria keeps proper accounting records that disclose, with reasonable accuracy, the financial position of the Bank and its subsidiaries and comply with the requirements of International Financial Reporting Standards (IFRS) as issued by the International Accounting Standards Board (IASB) and Central Bank of Nigeria Act..
- ii appropriate and adequate internal controls are established to safeguard its assets and to prevent and detect fraud and other irregularities;
- iii the Central Bank of Nigeria prepares its consolidated and separate financial statements using suitable accounting policies supported by reasonable and prudent judgments and estimates that are consistently applied; and
- iv it is appropriate for the consolidated and separate financial statements to be prepared on a going concern basis.

The Committee of Governors accept responsibility for the annual (consolidated and separate) financial statements, which have been prepared using appropriate accounting policies supported by reasonable and prudent judgments and estimates in conformity with International Financial Reporting Standards (IFRS) as issued by the International Accounting Standards Board (IASB) and Central Bank of Nigeria Act..


The Committee of Governors are of the opinion that the consolidated and separate financial statements give a true and fair view of the state of the financial affairs of the Central Bank of Nigeria and of its income and expenditures and cash flows.

The Committee of Governors further accept responsibility for the maintenance of accounting records that may be relied upon in the preparation of financial statements, as well as adequate systems of internal financial control.

Nothing has come to the attention of the Committee of Governors to indicate that the Central Bank of Nigeria will not remain a going concern for at least twelve months from the date of this statement.

Signed on behalf of the Committee of Governors by:

Governor: Godwin I. Emefiele (CON)
FRC Number: FRC/2013/IODN/00000001080



Deputy Governor, Corporate Services: Adebayo Adelaabu
FRC Number: FRC/2012/ICAN/00000002303





REPORT OF THE INDEPENDENT AUDITORS TO THE MEMBERS OF CENTRAL BANK OF NIGERIA

We have audited the accompanying consolidated and separate financial statements of Central Bank of Nigeria ("the Bank") and its subsidiaries (together "the Group"), which comprise the statements of financial position as at 31 December 2015, and the income statements, statements of other comprehensive income, statements of changes in equity and statements of cash flows for the year then ended, and a summary of significant accounting policies and other explanatory notes.

Management's responsibility for the financial statements

Management is responsible for the preparation and fair presentation of these consolidated and separate financial statements in accordance with International Financial Reporting Standards, and the provisions of the Central Bank of Nigeria Act No. 7, 2007 and the Financial Reporting Council of Nigeria Act No. 6, 2011 and for such internal control as management determine is necessary to enable the preparation of consolidated and separate financial statements that are free from material misstatement, whether due to fraud or error.

Auditors' responsibility

Our responsibility is to express an opinion on these consolidated and separate financial statements based on our audit. We conducted our audit in accordance with International Standards on Auditing. Those standards require that we comply with ethical requirements and plan and perform the audit to obtain reasonable assurance that the consolidated and separate financial statements are free from material misstatement.

An audit involves performing procedures to obtain audit evidence about the amounts and disclosures in the consolidated and separate financial statements. The procedures selected depend on the auditors' judgment, including the assessment of the risks of material misstatement of the consolidated and separate financial statements, whether due to fraud or error. In making those risk assessments, the auditors consider internal control relevant to the entity's preparation and fair presentation of the consolidated and separate financial statements in order to design audit procedures that are appropriate in the circumstances, but not for the purpose of expressing an opinion on the effectiveness of the entity's internal control. An audit also includes evaluating the appropriateness of accounting policies used and the reasonableness of accounting estimates made by management, as well as evaluating the overall presentation of the consolidated and separate financial statements.

We believe that the audit evidence we have obtained is sufficient and appropriate to provide a basis for our audit opinion.

Opinion

In our opinion, the accompanying consolidated and separate financial statements give a true and fair view of the financial position of the Bank and the Group as at 31 December 2015, and of their financial performance and cash flows for the year then ended in accordance with International Financial Reporting Standards and the provisions of the Central Bank of Nigeria Act No. 7, 2007 and the Financial Reporting Council of Nigeria Act No. 6, 2011.

For: PricewaterhouseCoopers
Chartered Accountants
Lagos, Nigeria

Patrick Obianwa
FRC/2013/ICAN/00000000880
15 March 2016



For: Ernst & Young
Chartered Accountants
Lagos, Nigeria

Dayo Babatunde, FCA
FRC/2013/ICAN/00000000702
15 March 2016



**CENTRAL BANK OF NIGERIA
CONSOLIDATED AND SEPARATE INCOME STATEMENTS
FOR THE YEAR ENDED 31 DECEMBER 2015**

	Notes	Group		Bank	
		2015 N'million	2014 N'million	2015 N'million	2014 N'million
Interest and similar income	5	567,164	434,773	566,967	434,712
Interest and similar expense	6	(434,963)	(396,321)	(430,660)	(396,291)
Net interest income		132,201	38,452	136,307	38,421
Fees and commission income	7	67,638	142,674	67,638	142,674
Net trading loss	8	(70,916)	(17,034)	(70,916)	(17,034)
Foreign exchange revaluation gains	9	565,881	261,197	565,803	261,025
Other operating income	10	36,155	19,573	22,254	18,679
Total operating Income		730,959	444,862	721,086	443,765
Loan impairment	16	3,045	24,001	2,221	24,102
Impairment charge on financial investments	17	(1,493)	(1,830)	(1,493)	(1,830)
Net operating income		732,511	467,033	721,814	466,037
Personnel expenses	12	(167,818)	(101,406)	(164,251)	(96,991)
Financial sector intervention expenses	13	(154,305)	(136,968)	(154,305)	(136,968)
Depreciation of property, plant and equipment	28	(9,517)	(14,427)	(8,832)	(11,191)
Amortisation of intangible assets	27	(2,519)	(2,688)	(2,519)	(2,688)
Currency issue expenses	14	(30,612)	(5,509)	(52,611)	(22,791)
Other operating expenses	15	(254,085)	(172,142)	(230,766)	(159,986)
Total operating expenses		(618,856)	(433,140)	(613,284)	(430,615)
Net income before share of associates' profit		113,655	33,893	108,530	35,422
Share of profit of associates	25	7,697	6,227	-	-
Net income before tax		121,352	40,120	108,530	35,422
Income tax credit/(expense)	18	1,722	(6,520)	-	-
Net income for the year		123,074	33,600	108,530	35,422
Attributable to:					
Equity holder of the Bank		123,114	34,498	108,530	35,422
Non-controlling interests		(40)	(898)	-	-
		123,074	33,600	108,530	35,422

The accompanying notes on pages 11 to 84 form an integral part of these consolidated and separate financial statements.

**CENTRAL BANK OF NIGERIA
CONSOLIDATED AND SEPARATE STATEMENTS OF OTHER COMPREHENSIVE INCOME
FOR THE YEAR ENDED 31 DECEMBER 2015**

		Group		Bank	
	Notes	2015	2014	2015	2014
		N'million	N'million	N'million	N'million
Net income for the year		123,074	33,600	108,530	35,422
Other comprehensive income					
<i>Other comprehensive income/(loss) to be reclassified to income or loss in subsequent periods net of tax:</i>					
Net gain/(loss) on available-for-sale financial assets	11	36,494	(44)	36,494	(44)
Share of other comprehensive income of associates	25	23,152	5,904	-	-
Net other comprehensive income/(loss) to be reclassified to net income or loss in subsequent periods		59,646	5,860	36,494	(44)
<i>Other comprehensive income/(loss) not to be reclassified to income or loss in subsequent periods net of tax:</i>					
Re-measurement (losses)/gains on defined benefit plans	18, 32	(50,099)	9,465	(49,903)	9,198
Share of other comprehensive income of associates	25	-	554	-	-
Net other comprehensive loss/(income) not to be reclassified to income or loss in subsequent periods		(50,099)	10,019	(49,903)	9,198
Other comprehensive income/(loss) for the year		9,547	15,879	(13,409)	9,154
Total comprehensive income for the year		132,621	49,479	95,121	44,576
Attributable to:					
Equity holder of the Bank		132,683	50,347	95,121	44,576
Non-controlling interests		(62)	(868)	-	-
		132,621	49,479	95,121	44,576

The accompanying notes on pages 11 to 84 form an integral part of these consolidated and separate financial statements.

**CENTRAL BANK OF NIGERIA
CONSOLIDATED AND SEPARATE STATEMENTS OF FINANCIAL POSITION
AS AT 31 DECEMBER 2015**

	Notes	Group		Bank	
		2015 N'million	2014 N'million	2015 N'million	2014 N'million
Assets					
Cash and bank balances	19e	38,821	3,301	-	-
External reserves	19	5,263,831	5,837,660	5,263,831	5,837,660
IMF Holdings of Special Drawing Rights	20a	456,481	406,403	456,481	406,403
Loans and receivables	21	6,401,502	5,005,685	6,470,909	5,002,834
Financial assets at fair value through profit or loss	22	9,576	2,404	9,576	2,404
Investment securities:					
Available-for-sale	23a,b	40,647	4,630	40,647	4,630
Held to maturity	23c	793,906	177,642	736,361	177,642
Investments in subsidiaries	24	-	-	28,098	25,588
Investments in associates	25	151,611	125,570	91,966	91,966
Quota in International Monetary Fund (IMF)	20b	484,476	421,713	484,476	421,713
Employee defined benefit assets	32	-	28,751	-	28,665
Other assets	26	1,341,572	1,290,908	1,330,097	1,273,474
Intangible assets	27	5,054	5,041	5,054	5,041
Property, plant and equipment	28	475,983	431,993	411,944	374,448
Total assets		15,463,460	13,741,701	15,329,440	13,652,468
Liabilities					
Bank notes and coins in circulation	31	1,857,788	1,797,832	1,857,805	1,797,842
Deposits	29	8,685,156	6,779,515	8,685,156	6,779,515
Central Bank of Nigeria Instruments	30	2,240,077	2,755,611	2,240,077	2,755,611
IMF allocation of Special Drawing Rights	20d	456,550	406,458	456,550	406,458
IMF related liabilities	20c	484,492	421,727	484,492	421,727
Financial liabilities at fair value through profit or loss	22	25,230	24,704	25,230	24,704
Employee benefit liabilities	32	133,790	81,891	133,533	81,832
Current income tax payable	18	371	672	-	-
Deferred tax liabilities	18	5,197	6,586	-	-
Other liabilities	33	1,009,306	917,036	971,312	887,828
Total liabilities		14,897,957	13,192,032	14,854,155	13,155,517
Equity					
Share capital	34	5,000	5,000	5,000	5,000
Retained earnings	34	491,795	535,545	433,893	492,053
Available-for-sale reserve	34	38,984	1,727	36,392	(102)
Foreign currency translation reserve	34	23,296	907	-	-
Bank		559,075	543,179	475,285	496,951
Non-controlling interests		6,428	6,490	-	-
Total equity		565,503	549,669	475,285	496,951
Total liabilities and equity		15,463,460	13,741,701	15,329,440	13,652,468

The accompanying notes on pages 11 to 84 form an integral part of these consolidated and separate financial statements.

The consolidated and separate financial statements on pages 5 to 84 were approved and authorised for issue by the Committee of Governors on 24th February, 2016 and were signed in place of the Board, as approved by the President of the Federal Republic of Nigeria by:




Godwin I. Emefiele (CON)
FRC/2013/IODN/00000001080

Governor

Adebayo Adelabu
FRC/2012/CAN/00000002303

Deputy Governor Corporate Services

CENTRAL BANK OF NIGERIA
CONSOLIDATED AND SEPARATE STATEMENTS OF CHANGES IN EQUITY
FOR THE YEAR ENDED 31 DECEMBER 2015

GROUP	Attributable to the equity holder of the Bank						
	Share capital N'million	Retained earnings N'million	Available-for-sale reserve N'million	Foreign currency translation reserve N'million	Total N'million	Non-controlling interests N'million	Total equity N'million
As at 1 January 2015	5,000	535,545	1,727	907	543,179	6,490	549,669
Net income/(loss) for the year	-	123,114	-	-	123,114	(40)	123,074
Other comprehensive income:							
Change in fair value of available-for-sale financial assets	-	-	36,494	-	36,494	-	36,494
Re-measurement loss on defined benefit plans net of tax (Note 32)	-	(50,077)	-	-	(50,077)	(22)	(50,099)
Share of other comprehensive income of associates	-	-	763	22,389	23,152	-	23,152
Total comprehensive income/(loss)	-	73,037	37,257	22,389	132,683	(62)	132,621
Transfer to the Federal Government of Nigeria (Note 33a)	-	(116,787)	-	-	(116,787)	-	(116,787)
As at 31 December 2015	5,000	491,795	38,984	23,296	559,075	6,428	565,503

For the year ended 31 December 2014

	Attributable to the equity holder of the Bank						
	Share capital N'million	Retained earnings N'million	Available-for-sale reserve N'million	Foreign currency translation reserve N'million	Total N'million	Non-controlling interests N'million	Total equity N'million
As at 1 January 2014	5,000	491,058	951	(4,177)	492,832	7,358	500,190
Net income/(loss) for the year	-	34,498	-	-	34,498	(898)	33,600
Other comprehensive income:							
Change in fair value of available-for-sale financial assets	-	-	(44)	-	(44)	-	(44)
Re-measurement gains on defined benefit plans (Note 32)	-	9,435	-	-	9,435	30	9,465
Share of other comprehensive income of associates	-	554	820	5,084	6,458	-	6,458
Total comprehensive income/(loss)	-	44,487	776	5,084	50,347	(868)	49,479
Transfer to the Federal Government of Nigeria (Note 33a)	-	-	-	-	-	-	-
At 31 December 2014	5,000	535,545	1,727	907	543,179	6,490	549,669

The accompanying notes on pages 11 to 84 form an integral part of these consolidated and separate financial statements.

**CENTRAL BANK OF NIGERIA
CONSOLIDATED AND SEPARATE STATEMENTS OF CHANGES IN EQUITY
FOR THE YEAR ENDED 31 DECEMBER 2015**

BANK	Share capital N'million	Retained earnings N'million	Available-for- sale reserve N'million	Total equity N'million
As at 1 January 2015	5,000	492,053	(102)	496,951
Net income for the year	-	108,530	-	108,530
Other comprehensive income:				
Change in fair value of available-for-sale financial assets	-	-	36,494	36,494
Re-measurement losses on defined benefit plans net of tax (Note 32)	-	(49,903)	-	(49,903)
Total comprehensive income	-	58,627	36,494	95,121
Transfer to the Federal Government of Nigeria (Note 33a)	-	(116,787)	-	(116,787)
As at 31 December 2015	5,000	433,893	36,392	475,285

For the year ended 31 December 2014

	Share capital N'million	Retained earnings N'million	Available-for- sale reserve N'million	Total equity N'million
As at 1 January 2014	5,000	447,433	(58)	452,375
Net income for the year	-	35,422	-	35,422
Other comprehensive income:				
Change in fair value of available-for-sale financial assets	-	-	(44)	(44)
Remeasurement gains on defined benefit plans net of tax (Note 32)	-	9,198	-	9,198
Total comprehensive income/(loss)	-	44,620	(44)	44,576
Transfer to Federal Government of Nigeria (Note 33a)	-	-	-	-
As at 31 December 2014	5,000	492,053	(102)	496,951

The accompanying notes on pages 11 to 84 form an integral part of these consolidated and separate financial statements.

CENTRAL BANK OF NIGERIA
CONSOLIDATED AND SEPARATE STATEMENT OF CASH FLOWS
FOR THE YEAR ENDED 31 DECEMBER 2015

	Notes	Group		Bank	
		2015 N'million	2014 N'million	2015 N'million	2014 N'million
Cash flows used in operating activities	36	(333,574)	(961,592)	(348,285)	(980,027)
Income tax paid	18a	(53)	(100)	-	-
Employee defined benefit paid	32	(13,056)	(10,074)	(13,050)	(10,068)
Net cash flows used in operating activities		(346,683)	(971,766)	(361,335)	(990,095)
Cash flows from investing activities					
Purchase of investment securities		(558,719)	(8,248)	(558,719)	(8,248)
Addition to equity interest in associated entities		-	-	-	(100)
Addition to equity interest in subsidiaries	24	-	-	(10)	(2,013)
Purchase of property, plant and equipment	28	(57,289)	(74,649)	(50,103)	(49,732)
Proceeds from sale of property, plant and equipment		2,727	2,522	2,722	2,810
Purchase of Intangible assets	27	(2,532)	(317)	(2,532)	(317)
Cash acquired from subsidiary	35	27,961	-	-	-
Net cash flows used in investing activities		(587,852)	(80,692)	(608,642)	(57,600)
Cash flows from financing activities					
Surplus paid to the Federal Government of Nigeria	33a	(182,317)	-	(182,317)	-
Net cash flows used in financing activities		(182,317)	-	(182,317)	-
Net change in cash and cash equivalents		(1,116,852)	(1,052,458)	(1,152,294)	(1,047,695)
Net foreign exchange difference	9, 20a	337,755	182,482	337,677	182,310
Cash and cash equivalents at 1 January	19e	4,586,333	5,456,309	4,583,032	5,448,417
Cash and cash equivalents at 31 December	19e	3,807,236	4,586,333	3,768,415	4,583,032

The accompanying notes on pages 11 to 84 form an integral part of these consolidated and separate financial statements.

CENTRAL BANK OF NIGERIA
NOTES TO THE CONSOLIDATED AND SEPARATE FINANCIAL STATEMENTS
FOR THE YEAR ENDED 31 DECEMBER 2015

(All amounts are in millions of Naira, unless otherwise stated)

1. General information

The Central Bank of Nigeria ("CBN" or "the Bank") is the apex regulatory authority of the banking system in Nigeria. It was established by the Central Bank of Nigeria Act of 1958, as repealed by the Central Bank of Nigeria Act No. 7 of 2007. It commenced operation on 1 July 1959.

The consolidated and separate financial statements of the Group for the year ended 31 December 2015 comprises the Bank and its subsidiaries (together referred to as the "Group").

The Bank is wholly owned by the Federal Government of Nigeria. The Bank is a Government Business Entity (GBE). The principal objectives of the Bank are to:

- Ensure monetary and price stability;
- Issue legal tender currency in Nigeria;
- Maintain external reserves to safeguard the international value of the legal tender currency;
- Promote a sound financial system in Nigeria; and
- Act as banker and provide economic and financial advice to the Federal Government of Nigeria.

The Bank is incorporated and domiciled in Nigeria. Its head office is at Plot 33, Abubakar Tafawa Balewa Way, Central Business District, Abuja.

The Bank holds 90% of the share capital of Nigerian Security Printing and Minting Plc. The subsidiary is involved in the production of Nigerian bank notes and coins together with security documents and products for other businesses. The principal objectives of the subsidiary are:

- Production of Nigerian bank notes and coins together with security documents & products for other business .
- Manufacture and importation of printing ink and the provision of technical services.

The Bank holds 100% of the share capital in Nigeria Incentive-Based Risk-Sharing System for Agricultural Lending Plc (NIRSAL). The subsidiary was set up by the CBN to spark agricultural industrialization process through increased production and processing of the greater part of the farm produce/output in the country to boost economic earnings across the value chain.

The Bank holds 99.99% of the share capital in Nigerian Electricity Supply Industry Stabilization Strategy Limited (NESI). The subsidiary is involved in the promotion long term sustainability and efficiency of the Nigeria Electricity Supply Industry through the initiation and encouragement of programmes and the creation of mechanisms and processes fundamental to the growth and bankability of the Nigerian Electricity Supply Industry.

The consolidated and separate financial statements of Central Bank of Nigeria and its subsidiaries (collectively, the Group) for the year ended 31 December 2015 were authorised for issue by the Committee of Governors in accordance with the approval of the President, Federal Republic of Nigeria on 3rd March 2016.

2 Significant accounting policies

The principal accounting policies applied in the preparation of these consolidated and separate financial statements are set out below. These policies have been consistently applied to all the years presented, unless otherwise stated.

2.1 Basis of preparation

Statement of compliance

The consolidated separate financial statements of the Group have been prepared in accordance with International Financial Reporting Standards (IFRS) as issued by the International Accounting Standards Board (IASB).

The consolidated and separate financial statements have been prepared on a historical cost basis, except for available-for-sale (AFS) financial assets, held for trading financial assets and derivative financial instruments that have been measured at fair value. The consolidated financial statements are presented in naira and all values are rounded to the nearest million (N'm), except when otherwise indicated.

The preparation of the consolidated and separate financial statements in conformity with IFRS requires the use of certain critical accounting estimates and judgements. It also requires management to exercise its judgement in the process of applying IFRS accounting policies. The areas involving a higher degree of judgement or complexity, or areas where assumptions and estimates are significant to the consolidated financial statements are disclosed in note 2.26.

CENTRAL BANK OF NIGERIA
NOTES TO THE CONSOLIDATED AND SEPARATE FINANCIAL STATEMENTS
FOR THE YEAR ENDED 31 DECEMBER 2015

(All amounts are in millions of Naira, unless otherwise stated)

2.2 Basis of consolidation

The consolidated and separate financial statements comprise the financial statements of the Bank and its subsidiaries as at 31 December 2015. Control is achieved when the Group is exposed, or has rights, to variable returns from its involvement with the investee and has the ability to affect those returns through its power over the investee.

Specifically, the Group controls an investee if and only if the Group has:

- Power over the investee (i.e. existing rights that give it the current ability to direct the relevant activities of the investee)
- Exposure, or rights, to variable returns from its involvement with the investee, and
- The ability to use its power over the investee to affect its returns
- When the Group has less than a majority of the voting or similar rights of an investee, the Group considers all relevant facts and circumstances in assessing whether it has power over an investee, including:
 - The contractual arrangement with the other vote holders of the investee
 - Rights arising from other contractual arrangements
 - The Group's voting rights and potential voting rights

The Group re-assesses whether or not it controls an investee if facts and circumstances indicate that there are changes to one or more of the three elements of control. Consolidation of a subsidiary begins when the Group obtains control over the subsidiary and ceases when the Group loses control of the subsidiary. Assets, liabilities, income and expenses of a subsidiary acquired or disposed of during the year are included in the consolidated financial statements from the date the Group gains control until the date the Group ceases to control the subsidiary.

Profit or loss and each component of other comprehensive income (OCI) are attributed to the equity holders of the parent of the Group and to the non-controlling interests, even if this results in the non-controlling interests having a deficit balance. When necessary, adjustments are made to the financial statements of subsidiary to bring its accounting policies into line with the Group's accounting policies. All intra-group assets and liabilities, equity, income, expenses and cash flows relating to transactions between members of the Group are eliminated in full on consolidation.

A change in the ownership interest of a subsidiary, without a loss of control, is accounted for as an equity transaction. If the Group loses control over a subsidiary, it:

- Derecognises the assets (including goodwill) and liabilities of the subsidiary
- Derecognises the carrying amount of any non-controlling interests
- Derecognises the cumulative translation differences recorded in equity
- Recognises the fair value of the consideration received
- Recognises the fair value of any investment retained
- Recognises any surplus or deficit in profit or loss
- Reclassifies the parent's share of components previously recognised in OCI to income statement or retained earnings, as appropriate, as would be required if the Group had directly disposed of the related assets or liabilities.

Presentation of financial statements

The Group presents its statement of financial position broadly in order of liquidity. An analysis regarding recovery or settlement within 12 months after the statement of financial position date (current) and more than 12 months after the statement of financial position date (non-current) are presented in the respective notes for assets and liabilities.

Financial assets and financial liabilities are offset and the net amount reported in the statement of financial position only when there is a legally enforceable right to offset the recognised amounts and there is an intention to settle on a net basis, or to realise the assets and settle the liability simultaneously. Income and expenses are not offset in the income statement unless required or permitted by any accounting standard or interpretation, and as specifically disclosed in the accounting policies of the Group.

CENTRAL BANK OF NIGERIA
NOTES TO THE CONSOLIDATED AND SEPARATE FINANCIAL STATEMENTS
FOR THE YEAR ENDED 31 DECEMBER 2015

(All amounts are in millions of Naira, unless otherwise stated)

2.3 Business combination

Business combinations are accounted for using the acquisition method. The cost of an acquisition is measured as the aggregate of the consideration transferred, which is measured at acquisition date fair value, and the amount of any non-controlling interests in the acquiree. For each business combination, the Group elects whether to measure the non-controlling interests in the acquiree at fair value or at the proportionate share of the acquiree's identifiable net assets. Acquisition-related costs are expensed as incurred and included in administrative expenses.

When the Group acquires a business, it assesses the financial assets and liabilities assumed for appropriate classification and designation in accordance with the contractual terms, economic circumstances and pertinent conditions as at the acquisition date.

Any contingent consideration to be transferred by the acquirer will be recognised at fair value at the acquisition date. Contingent consideration classified as an asset or liability that is a financial instrument and within the scope of IAS 39 Financial Instruments: Recognition and Measurement, is measured at fair value with the changes in fair value recognised in the income statement .

Goodwill is initially measured at cost (being the excess of the aggregate of the consideration transferred and the amount recognised for non-controlling interests) and any previous interest held over the net identifiable assets acquired and liabilities assumed. If the fair value of the net assets acquired is in excess of the aggregate consideration transferred, the Group re-assesses whether it has correctly identified all of the assets acquired and all of the liabilities assumed and reviews the procedures used to measure the amounts to be recognised at the acquisition date. If the reassessment still results in an excess of the fair value of net assets acquired over the aggregate consideration transferred, then the gain is recognised in the income statement.

2.4 Investment in associates

An associate is an entity over which the Group has significant influence. Significant influence is the power to participate in the financial and operating policy decisions of the investee, but is not control or joint control over those policies.

The considerations made in determining significant influence or joint control are similar to those necessary to determine control over subsidiaries.

The Group's investments in its associates are accounted for using the equity method. Under the equity method, the investment in an associate is initially recognised at cost. The carrying amount of the investment is adjusted to recognise changes in the Group's share of net assets of the associate since the acquisition date. Goodwill relating to the associate is included in the carrying amount of the investment and is neither amortised nor individually tested for impairment.

The income statement reflects the Group's share of the results of operations of the associate . Any change in OCI of those investees is presented as part of the Group's OCI. In addition, when there has been a change recognised directly in the equity of the associate, the Group recognises its share of any changes, when applicable, in the statement of changes in equity. Unrealised gains and losses resulting from transactions between the Group and the associate are eliminated to the extent of the interest in the associate.

The aggregate of the Group's share of profit or loss of an associate is shown on the face of the income statement outside operating profit and represents profit or loss after tax and non-controlling interests in the subsidiaries of the associate.

The financial statements of the associate are prepared for the same reporting period as the Group. When necessary, adjustments are made to bring the accounting policies in line with those of the Group.

After application of the equity method, the Group determines whether it is necessary to recognise an impairment loss on its investment in its associate. At each reporting date, the Group determines whether there is objective evidence that the investment in the associate is impaired. If there is such evidence, the Group calculates the amount of impairment as the difference between the recoverable amount of the associate and its carrying value, then recognises the loss as 'Share of profit of an associate and a joint venture' in the income statement.

Upon loss of significant influence over the associate, the Group measures and recognises any retained investment at its fair value. Any difference between the carrying amount of the associate upon loss of significant influence and the fair value of the retained investment and proceeds from disposal is recognised in income statement.

2.5 Recognition of income and expenses

Revenue is recognised to the extent that it is probable that the economic benefits will flow to the Group and the revenue can be reliably measured, regardless of when the payment is being made. Revenue is measured at the fair value of the consideration received or receivable, taking into account contractually defined terms of payment and excluding taxes or duty.

CENTRAL BANK OF NIGERIA
NOTES TO THE CONSOLIDATED AND SEPARATE FINANCIAL STATEMENTS
FOR THE YEAR ENDED 31 DECEMBER 2015

(All amounts are in millions of Naira, unless otherwise stated)

(a) Interest and similar income and expense

For all financial instruments measured at amortised cost and interest bearing financial assets classified as available-for-sale interest income or expense is recorded using the Effective Interest rate (EIR), which is the rate that exactly discounts estimated future cash payments or receipts through the expected life of the financial instrument or a shorter period, where appropriate, to the net carrying amount of the financial asset or financial liability. The calculation takes into account all contractual terms of the financial instrument (for example, prepayment options) and includes any fees or incremental costs that are directly attributable to the instrument and are an integral part of the Effective Interest Rate (EIR), but not future credit losses.

The carrying amount of the financial asset or financial liability is adjusted if the Group revises its estimates of payments or receipts. The adjusted carrying amount is calculated based on the original EIR and the change in carrying amount is recorded as 'Interest and similar income' for financial assets and Interest and similar expense for financial liabilities.

Once the recorded value of a financial asset or a group of similar financial assets has been reduced due to an impairment loss, interest income continues to be recognised using the rate of interest used to discount the future cash flows for the purpose of measuring the impairment loss.

(b) Fees and commission income

Fees and commissions represent income from processing currency, Bureau de change application and registration, commission on fund transfers and other banks and financial institutions application and licensing fees. It also includes income from buying and selling foreign currency and other related transactions.

(c) Dividend income

This is recognised when the Group's right to receive the payment is established, which is generally when the shareholders approve and declare the dividend.

(d) Net trading income

This comprises gains and losses related to trading financial assets and includes all realised and unrealised fair value changes and foreign exchange differences.

(e) Agency income

Agency commission is recognised when such income is earned by the Group. Agency income is recognised within 'other operating income' in the income statement.

(f) Intervention activities

Intervention activities are those carried out by the Group in the construction of infrastructure in various tertiary and secondary schools as well as other interventions around the country.

The Group also carries out intervention activities by providing below market interest rate loans to financial institutions in pursuit of its objective of ensuring financial system stability. These below market interest rate loans are fair valued at inception, using the prevailing market interest rate and the fair value adjustments are recognised as prepaid intervention expenses which are amortised over the tenor of the below market interest rate loans. All expenses related to intervention activities are recognised in the income statement in the period it is incurred.

2.6 Taxes

Current income tax

Current income tax assets and liabilities for the current year are measured at the amount expected to be recovered from or paid to the tax authorities. The tax rates and tax laws used to compute the amount are those that are enacted or substantively enacted, at the reporting date in the jurisdiction where the Group operates and generates taxable income.

Current income tax relating to items recognised directly in equity is recognised in equity and not in the income statement. Management periodically evaluates positions taken in the tax returns with respect to situations in which applicable tax regulations are subject to interpretation and establishes provisions where appropriate.

The Bank is not subject to tax in respect of its functions under the Central Bank of Nigeria Act. The Bank is exempted from the payment of tax under the Companies Income Tax Act 1979.

CENTRAL BANK OF NIGERIA
NOTES TO THE CONSOLIDATED AND SEPARATE FINANCIAL STATEMENTS
FOR THE YEAR ENDED 31 DECEMBER 2015

(All amounts are in millions of Naira, unless otherwise stated)

Deferred tax

Deferred tax is provided using the liability method on temporary differences between the tax bases of assets and liabilities and their carrying amounts for financial reporting purposes at the reporting date.

Deferred tax liabilities are recognised for all taxable temporary differences, except:

- When the deferred tax liability arises from the initial recognition of goodwill or an asset or liability in a transaction that is not a business combination and, at the time of the transaction, affects neither the accounting profit nor taxable profit or loss.

- In respect of taxable temporary differences associated with investments in subsidiary and associates when the timing of the reversal of the temporary differences can be controlled and it is probable that the temporary differences will not reverse in the foreseeable future.

Deferred tax assets are recognised for all deductible temporary differences, the carry forward of unused tax credits and any unused tax losses. Deferred tax assets are recognised to the extent that it is probable that taxable profit will be available against which the deductible temporary differences, and the carry forward of unused tax credits and unused tax losses can be utilised, except:

- When the deferred tax asset relating to the deductible temporary difference arises from the initial recognition of an asset or liability in a transaction that is not a business combination and, at the time of the transaction, affects neither the accounting profit nor taxable profit or loss.

- In respect of deductible temporary differences associated with investments in subsidiary and associates, deferred tax assets are recognised only to the extent that it is probable that the temporary differences will reverse in the foreseeable future and taxable profit will be available against which the temporary differences can be utilised.

The carrying amount of deferred tax assets is reviewed at each reporting date and reduced to the extent that it is no longer probable that sufficient taxable profit will be available to allow all or part of the deferred tax asset to be utilised. Unrecognised deferred tax assets are re-assessed at each reporting date and are recognised to the extent that it has become probable that future taxable profits will allow the deferred tax asset to be recovered.

Deferred tax assets and liabilities are measured at the tax rates that are expected to apply in the year when the asset is realised or the liability is settled, based on tax rates (and tax laws) that have been enacted or substantively enacted at the reporting date.

Deferred tax relating to items recognised outside profit or loss is recognised outside profit or loss. Deferred tax items are recognised in correlation to the underlying transaction either in OCI or directly in equity.

Deferred tax assets and deferred tax liabilities are offset if a legally enforceable right exists to set off current tax assets against current income tax liabilities and the deferred taxes relate to the same taxable entity and the same taxation authority.

Deferred tax assets and deferred tax liabilities are derived from the Group's subsidiaries.

Value added tax

Expenses and assets are recognised net of the amount of value added tax, except:

- When the value added tax incurred on a purchase of assets or services is not recoverable from the taxation authority, in which case, the value added tax is recognised as part of the cost of acquisition of the asset or as part of the expense item, as applicable.

- When receivables and payables are stated with the amount of value added tax included

The net amount of value added tax recoverable from, or payable to, the taxation authority is included as part of receivables or payables in the statement of financial position.

2.7 Foreign currency translation

(a) Functional and presentation currency

Items included in the financial statements are measured using the currency of the primary economic environment in which the Group operates ("the functional currency"). The financial statements of the Group are presented in Nigerian naira, which is the functional currency of the Group.

On consolidation, the assets and liabilities of investees with different functional currency are translated into naira at the rate of exchange prevailing at the reporting date and their income statements are translated at exchange rates prevailing at the dates of the transactions. The exchange differences arising on translation for consolidation are recognised in the statement of other comprehensive income (OCI). On disposal of a foreign operation, the component of OCI relating to that particular foreign operation is recognised in the income statement.

**CENTRAL BANK OF NIGERIA
NOTES TO THE CONSOLIDATED AND SEPARATE FINANCIAL STATEMENTS
FOR THE YEAR ENDED 31 DECEMBER 2015**

(All amounts are in millions of Naira, unless otherwise stated)

(b) Transactions and balances

Transactions in foreign currencies are initially recorded at the functional currency spot rates at the date the transaction first qualifies for recognition.

Monetary assets and liabilities denominated in foreign currencies are translated at the functional currency spot rate of exchange at the reporting date. Differences arising on settlement or translation of monetary items are recognised in the income statement.

Non-monetary items that are measured in terms of historical cost in a foreign currency are translated using the exchange rates at the dates of the initial transactions. Non-monetary items measured at fair value in a foreign currency are translated using the exchange rates at the date when the fair value was determined. The gain or loss arising on translation of non-monetary items measured at fair value is treated in line with the recognition of gain or loss on change in fair value of the item (i.e., translation differences on items whose fair value gain or loss is recognised in other comprehensive income or income statement are also recognised in other comprehensive income or income statement, respectively).

2.8 Financial instruments – initial recognition and subsequent measurement

A financial instrument is any contract that gives rise to a financial asset of one entity and a financial liability or equity instrument of another entity.

(a) Financial assets

Initial recognition and measurement

Financial assets are classified at initial recognition, as financial assets at fair value through profit or loss (including those designated as at fair value through profit or loss and those held for trading), loans and receivables, held-to-maturity investments, available-for-sale financial assets. All financial assets are recognised initially at fair value plus, in the case of financial assets not recorded at fair value through profit or loss, transaction costs that are attributable to the acquisition of the financial asset. Purchases or sales of financial assets that require delivery of assets within a time frame established by regulation or convention in the market place (regular way trades) are recognised on the trade date, i.e., the date that the Group commits to purchase or sell the asset.

Subsequent measurement

For purposes of subsequent measurement, financial assets are classified into four categories:

- Financial assets at fair value through profit or loss
- Loans and receivables
- Held-to-maturity investments
- Available-for-sale financial investments

(i) Financial assets at fair value through profit or loss

Financial assets at fair value through profit or loss include financial assets held for trading. Financial assets are classified as held for trading if they are acquired for the purpose of selling or repurchasing in the near term. Derivatives, including separated embedded derivatives are also classified as held for trading unless they are designated as effective hedging instruments as defined by IAS 39. Financial assets held for trading are recorded in the statement of financial position at fair value. Changes in fair value are recognised in Net trading income.

Included in this classification are debt securities that have been acquired principally for the purpose of selling or repurchasing in the near term. The externally managed investment falls within this category as it has been classified as held for trading. However, this is presented as part of external reserves in the statement of financial position.

(ii) Loans and receivables

Loans and receivables are non-derivative financial assets with fixed or determinable payments that are not quoted in an active market. After initial measurement, such financial assets are subsequently measured at amortised cost using the effective interest rate (EIR) method, less impairment. Amortised cost is calculated by taking into account any discount or premium on acquisition and fees or costs that are an integral part of the EIR. The EIR amortisation is included in interest and similar income in income statement. The losses arising from impairment are recognised in income statement in loan impairment charge.

The Group's loans and receivables comprise overdraft balances and short term advances, staff loans, loans to Deposit Money Banks on Commercial Agricultural Credit Scheme, advances to Federal Mortgage Bank of Nigeria, long term loans, Bank of Industry Debenture and 6% Perpetual Debentures in Nigerian Export Import Bank, Asset Management Corporation of Nigeria (AMCON) Note and bonds, Nigerian treasury bonds, debentures, trade and other receivable and cash and cash equivalents.

CENTRAL BANK OF NIGERIA
NOTES TO THE CONSOLIDATED AND SEPARATE FINANCIAL STATEMENTS
FOR THE YEAR ENDED 31 DECEMBER 2015

(All amounts are in millions of Naira, unless otherwise stated)

(iii) Held-to-maturity investments

Non-derivative financial assets with fixed or determinable payments and fixed maturities are classified as held to maturity when the Group has the positive intention and ability to hold them to maturity. After initial measurement, held to maturity investments are measured at amortised cost using the EIR, less impairment. Amortised cost is calculated by taking into account any discount or premium on acquisition and fees or costs that are an integral part of the EIR. The EIR amortisation is included as interest and similar income in the income statement. The losses arising from impairment are recognised in income statement as loan impairment expense. The held-to-maturity investments of the Group include the Nigerian treasury bills, FGN bonds and the internally managed investments within the external reserves.

If the Group were to sell or reclassify more than an insignificant amount of held-to-maturity investments before maturity (other than in certain specific circumstances), the entire category would be tainted and would have to be reclassified as available-for-sale. Furthermore, the Group would be prohibited from classifying any financial asset as held to maturity during the following two years.

(iv) Available-for-sale (AFS) financial investments

For AFS financial assets, the Group assesses at each reporting date whether there is objective evidence that an investment or a group of investments is impaired.

In the case of equity investments classified as AFS, objective evidence would include a significant or prolonged decline in the fair value of the investment below its cost. 'Significant' is evaluated against the original cost of the investment and 'prolonged' against the period in which the fair value has been below its original cost. When there is evidence of impairment, the cumulative loss – measured as the difference between the acquisition cost and the current fair value, less any impairment loss on that investment previously recognised in the statement of profit or loss – is removed from OCI and recognised in the statement of profit or loss. Impairment losses on equity investments are not reversed through profit or loss; increases in their fair value after impairment are recognised in OCI.

AFS investments include equity and debt securities. Equity investments classified as AFS are those which are neither classified as held-for-trading nor designated at fair value through profit or loss. Debt securities in this category are those which are intended to be held for an indefinite period of time and which may be sold in response to needs for liquidity or in response to changes in the market conditions.

The Group has not designated any loans or receivables as AFS. Available-for-sale financial investments of the Group include investments in equity (unquoted), investments in treasury bills and investment in debt securities (bonds) issued locally and foreign.

The determination of what is 'significant' or 'prolonged' requires judgement. In making this judgement, the Group evaluates, among other factors, the duration or extent to which the fair value of an investment is less than its cost.

After initial measurement, AFS financial investments are subsequently measured at fair value with unrealized gains or losses recognised in Other Comprehensive Income (OCI) and credited in the AFS reserve until the investment is derecognised, at which time the cumulative gain or loss is recognised in other operating income, or the investment is determined to be impaired, when the cumulative loss is reclassified from the AFS reserve to income statement in impairment loss on financial investment. Interest earned whilst holding AFS financial investments is reported as interest and similar income using the EIR method. Unquoted equity securities whose fair value cannot be reliably measured are carried at cost. All other available-for-sale investments are carried at fair value.

The Group evaluates whether the ability and intention to sell its AFS financial assets in the near term is still appropriate. When, in rare circumstances, the Group is unable to trade these financial assets due to inactive markets, the Group may elect to reclassify these financial assets if the management has the ability and intention to hold the assets for foreseeable future or until maturity.

For a financial asset reclassified from the AFS category, the fair value carrying amount at the date of reclassification becomes its new amortised cost and any previous gain or loss on the asset that has been recognised in equity is amortised to profit or loss over the remaining life of the investment using the EIR. Any difference between the new amortised cost and the maturity amount is also amortised over the remaining life of the asset using the EIR. If the asset is subsequently determined to be impaired, then the amount recorded in equity is reclassified to profit or loss. Refer to the information below under reclassification.

'Day 1' profit or loss

When the transaction price differs from the fair value of other observable current market transactions in the same instrument or based on a valuation technique whose variables include only data from observable markets, the Group immediately recognises the difference between the transaction price and fair value (a 'Day 1' profit or loss) in 'Net trading income'. In cases where fair value is determined using data which is not observable, the difference between the transaction price and model value is only recognised in the profit or loss when the inputs become observable, or when the instrument is derecognised.

CENTRAL BANK OF NIGERIA
NOTES TO THE CONSOLIDATED AND SEPARATE FINANCIAL STATEMENTS
FOR THE YEAR ENDED 31 DECEMBER 2015

(All amounts are in millions of Naira, unless otherwise stated)

Reclassification of financial assets

Reclassification is at the election of management, and is determined on an instrument by instrument basis. The Group does not reclassify any financial instrument into the fair value through profit or loss category after initial recognition.

For a financial asset reclassified out of the 'Available-for-sale' category, any previous gain or loss on that asset that has been recognised in equity is amortised to income statement over the remaining life of the investment using the EIR. Any difference between the new amortised cost and the expected cash flows is also amortised over the remaining life of the asset using the EIR. If the asset is subsequently determined to be impaired then the amount recorded in equity is reclassified to income statement.

The Group may reclassify a non-derivative trading asset out of the 'held-for-trading' category and into the 'loans and receivables' category if it meets the definition of loans and receivables and the Group has the intention and ability to hold the financial asset for the foreseeable future or until maturity. If a financial asset is reclassified, and if the Group subsequently increases its estimates of future cash receipts as a result of increased recoverability of those cash receipts, the effect of that increase is recognised as an adjustment to the EIR from the date of the change in estimate.

Derecognition of financial assets

A financial asset (or, where applicable a part of a financial asset or part of a group of similar financial assets) is primarily derecognised (i.e. removed from the Group's statement of financial position) when:

- The rights to receive cash flows from the asset have expired, or
- the Group has transferred its rights to receive cash flows from the asset or has assumed an obligation to pay the received cash flows in full without material delay to a third party under a 'pass-through' arrangement; and either (a) the Group has transferred substantially all the risks and rewards of the asset, or (b) the Group has neither transferred nor retained substantially all the risks and rewards of the asset, but has transferred control of the asset.

When the Group has transferred its rights to receive cash flows from an asset or has entered into a pass-through arrangement, it evaluates if and to what extent it has retained the risks and rewards of ownership. When it has neither transferred nor retained substantially all of the risks and rewards of the asset, nor transferred control of the asset, the Group continues to recognise the transferred asset to the extent of the Group's continuing involvement. In that case, the Group also recognises an associated liability. The transferred asset and the associated liability are measured on a basis that reflects the rights and obligations that the Group has retained.

Continuing involvement that takes the form of a guarantee over the transferred asset is measured at the lower of the original carrying amount of the asset and the maximum amount of consideration that the Group could be required to repay.

Impairment of financial assets

The Group assesses at each reporting date, whether there is any objective evidence that a financial asset or a group of financial assets is impaired. An impairment exists if one or more events that has occurred since the initial recognition of the asset (an incurred 'loss event'), has an impact on the estimated future cash flows of the financial asset or the group of financial assets that can be reliably estimated. Evidence of impairment may include indications that the borrower or a group of borrowers is experiencing significant financial difficulty, the probability that they will enter bankruptcy or other financial reorganisation, default or delinquency in interest or principal payments and where observable data indicates that there is measurable decrease in the estimated future cash flows, such as changes in arrears or economic conditions that correlate with defaults.

(i) Financial assets carried at amortised cost

For financial assets carried at amortised cost (such as loans and receivables as well as held-to-maturity investments), the Group first assesses individually whether objective evidence of impairment exists for financial assets that are individually significant, or collectively for financial assets that are not individually significant. If the Group determines that no objective evidence of impairment exists for an individually assessed financial asset, it includes the asset in a group of financial assets with similar credit risk characteristics and collectively assesses them for impairment. Assets that are individually assessed for impairment and for which an impairment loss is, or continues to be, recognised are not included in a collective assessment of impairment.

If there is objective evidence that an impairment loss has been incurred, the amount of the loss is measured as the difference between the asset's carrying amount and the present value of estimated future cash flows (excluding future expected credit losses that have not yet been incurred). The carrying amount of the asset is reduced through the use of an allowance account and the amount of the loss is recognised in income statement. Interest income continues to be accrued on the reduced carrying amount and is accrued using the rate of interest used to discount the future cash flows for the purpose of measuring the impairment loss.

The interest income is recorded as part of 'Interest and similar income'. Loans together with the associated allowance are written off when there is no realistic prospect of future recovery and all collateral has been realised or has been transferred to the Group. If, in a subsequent year, the amount of the estimated impairment loss increases or decreases because of an event occurring after the impairment was recognised, the previously recognised impairment loss is increased or reduced by adjusting the allowance account. If a future write-off is later recovered, the recovery is credited to the 'loan impairment charge'.

The present value of the estimated future cash flows is discounted at the financial asset's original EIR. If a loan has a variable interest rate, the discount rate for measuring any impairment loss is the current EIR.

CENTRAL BANK OF NIGERIA
NOTES TO THE CONSOLIDATED AND SEPARATE FINANCIAL STATEMENTS
FOR THE YEAR ENDED 31 DECEMBER 2015

(All amounts are in millions of Naira, unless otherwise stated)

The calculation of the present value of the estimated future cash flows of a collateralised financial asset reflects the cash flows that may result from foreclosure less costs for obtaining and selling the collateral, whether or not foreclosure is probable.

For the purpose of a collective evaluation of impairment, financial assets are grouped on the basis of the Group's internal credit grading system, that considers credit risk characteristics such as asset type, industry, geographical location, collateral type, past-due status and other relevant factors.

Future cash flows on a group of financial assets that are collectively evaluated for impairment are estimated on the basis of historical loss experience for assets with credit risk characteristics similar to those in the Group.

Historical loss experience is adjusted on the basis of current observable data to reflect the effects of current conditions on which the historical loss experience is based and to remove the effects of conditions in the historical period that do not exist currently. Estimates of changes in future cash flows reflect, and are directionally consistent with, changes in related observable data from year to year (such as changes in unemployment rates, property prices, commodity prices, payment status, or other factors that are indicative of incurred losses in the group and their magnitude). The methodology and assumptions used for estimating future cash flows are reviewed regularly to reduce any differences between loss estimates and actual loss experience.

(ii) Available-for-sale (AFS) financial investments

For AFS financial investments, the Group assesses at each reporting date whether there is objective evidence that an investment is impaired.

In the case of debt instruments classified as AFS, the Group assesses individually whether there is objective evidence of impairment based on the same criteria as financial assets carried at amortised cost. However, the amount recorded for impairment is the cumulative loss measured as the difference between the amortised cost and the current fair value, less any impairment loss on that investment previously recognised in income statement.

For unquoted equity instrument measures at cost, the Group assesses individually whether and objective evidence of impairment loss has been incurred on such an asset. The amount of the impairment loss is measured as the difference between the carrying amount of the financial asset and the present value of estimated future cash flows, discounted at the current market rate of return for a similar financial asset.

Future interest income continues to be accrued based on the reduced carrying amount of the asset, using the rate of interest used to discount the future cash flows for the purpose of measuring the impairment loss. The interest income is recorded as part of 'Interest and similar income'. If, in a subsequent period, the fair value of a debt instrument increases and the increase can be objectively related to a credit event occurring after the impairment loss was recognised in income statement, the impairment loss is reversed through the income statement.

See Note 23 for details of impairment losses on financial investments – available-for-sale.

Renegotiated loans

Where possible, the Group seeks to restructure loans rather than to take possession of collateral. This may involve extending the payment arrangements and the agreement of new loan conditions. Once the terms have been renegotiated any impairment is measured using the original EIR as calculated before the modification of terms and the loan is no longer considered past due. Management continually reviews renegotiated loans to ensure that all criteria are met and that future payments are likely to occur. The loans continue to be subject to an individual or collective impairment assessment, calculated using the loan's original EIR.

Collateral valuation

The Group seeks to use collateral, where possible, to mitigate its risks on financial assets. The collateral comes in various forms such as cash, securities and credit enhancements such as netting agreements. The fair value of collateral is generally assessed, at a minimum, at inception and based on the Group quarterly reporting schedule, however, some collateral, for example, cash or securities relating to margining requirements, is valued daily.

To the extent possible, the Group uses active market data for valuing financial assets, held as collateral. Other financial assets which do not have a readily determinable market value are valued using models. The collateral that is required by the Group is treasury bills, FGN Bonds and AMCON Bonds and other financial assets (See Note 3.2.2 for further analysis of collateral).

Collateral repossessed

The Group's policy is to determine whether a repossessed asset is best used for its internal operations or should be sold. Assets determined to be useful for the internal operations are transferred to their relevant asset category at the lower of their repossessed value or the carrying value of the original secured asset. Assets that are determined better to be sold are immediately transferred to assets held for sale at their fair value at the repossession date in line with the Group's policy.

CENTRAL BANK OF NIGERIA
NOTES TO THE CONSOLIDATED AND SEPARATE FINANCIAL STATEMENTS
FOR THE YEAR ENDED 31 DECEMBER 2015

(All amounts are in millions of Naira, unless otherwise stated)

(b) Financial liabilities

Initial recognition and measurement

Financial liabilities are classified at initial recognition, as financial liabilities at fair value through profit or loss and other financial liabilities.

All financial liabilities are recognised initially at fair value and, in the case of other financial liabilities, net of directly attributable transaction costs.

The Group's financial liabilities include deposit accounts, Central Bank of Nigeria instruments, IMF related liabilities, financial guarantee contracts, derivative financial instruments, borrowings and trade and other payables.

Subsequent measurement

The measurement of financial liabilities depends on their classification, as described below:

(i) Financial liabilities at fair value through profit or loss

Financial liabilities at fair value through profit or loss include financial liabilities held for trading and financial liabilities designated upon initial recognition as at fair value through profit or loss.

Financial liabilities are classified as held for trading if they are incurred for the purpose of repurchasing in the near term. This category also includes derivative financial instruments entered into by the Group that are not designated as hedging instruments in hedge relationships as defined by IAS 39. Separated embedded derivatives are also classified as held for trading unless they are designated as effective hedging instruments.

Gains or losses on liabilities held for trading are recognised in income statement.

Financial liabilities designated upon initial recognition at fair value through profit or loss are designated at the initial date of recognition, and only if the criteria in IAS 39 are satisfied. The Group has not designated any financial liability as at fair value through profit or loss.

(ii) Financial liabilities at amortised cost

Financial instruments issued by the Group, that are not designated at fair value through profit or loss but are classified as financial liabilities at amortised cost, where the substance of the contractual arrangement results in the Group having an obligation either to deliver cash or another financial asset to the holder, or to satisfy the obligation other than by the exchange of a fixed amount of cash or another financial asset for a fixed number of own equity shares.

After initial measurement, financial liabilities at amortised cost are subsequently measured at amortised cost using the EIR. Amortised cost is calculated by taking into account any discount or premium on the issue and costs that are an integral part of the EIR.

(iii) Deposits

The Group's deposits are categorized into Government deposits and Financial institution deposits.

Government deposits

These are current accounts maintained by Government parastatal and ministries. They are measured at amortised cost (amount placed) and are interest free.

Financial Institution deposits are classified into:

Current account deposits

These are deposits held by the Group on behalf of Deposit Money Banks. They are measured at amortised cost and are interest free.

Reserve account deposits

These are statutory deposits made by Deposit Money Banks to the Bank. They are measured at amortised cost and are interest free.

CENTRAL BANK OF NIGERIA
NOTES TO THE CONSOLIDATED AND SEPARATE FINANCIAL STATEMENTS
FOR THE YEAR ENDED 31 DECEMBER 2015

(All amounts are in millions of Naira, unless otherwise stated)

Standing deposit facility

These are short term placements made by Deposit Money Banks. They are measured at amortised cost with interest accruing on an effective interest rate basis.

(iv) Financial guarantee contracts

Financial guarantee contracts issued by the Group are those contracts that require a payment to be made to reimburse the holder for a loss it incurs because the specified debtor fails to make a payment when due in accordance with the terms of a debt instrument. Financial guarantee contracts are recognised initially as a liability at fair value, adjusted for transaction costs that are directly attributable to the issuance of the guarantee. Subsequently, the liability is measured at the higher of the best estimate of the expenditure required to settle the present obligation at the reporting date and the amount recognised less cumulative amortisation.

(v) Derecognition

A financial liability is derecognised when the obligation under the liability is discharged or cancelled, or expires. When an existing financial liability is replaced by another from the same lender on substantially different terms, or the terms of an existing liability are substantially modified, such an exchange or modification is treated as the derecognition of the original liability and the recognition of a new liability. The difference in the respective carrying amounts is recognised in income statement.

(c) Derivative financial instruments

Initial recognition and subsequent measurement

The Group holds financial instruments, such as futures and forward currency contracts and interest rate swaps. Such derivative financial instruments are initially recognised at fair value on the date on which a derivative contract is entered into and are subsequently re-measured at fair value. Derivatives are carried as financial assets when the fair value is positive and as financial liabilities when the fair value is negative.

The purchase contracts that meet the definition of a derivative under IAS 39 are recognised in the income statement as Net trading income. Any gains or losses arising from changes in the fair value of derivatives are taken directly to income statement. The derivative financial instruments of the Group include the currency forward swap and the future and forward contracts within the externally managed investment. The derivatives within the externally managed investment are presented as part of external reserves while the currency forward swap contract is presented as financial assets at fair value through profit or loss.

2.9 Cash and cash equivalents

Cash and cash equivalents as referred to in the statement of cash flows comprise, deposit held at call with banks, other short term highly liquid investment, bank overdraft, cash portion of investments in foreign securities, bank balances with foreign banks, sundry currencies balances and time deposits which are readily convertible into cash with a maturity of three months or less.

2.10 Property, plant and equipment

Property, plant and equipment is stated at cost, net of accumulated depreciation and accumulated impairment losses, if any. Such cost includes the cost of replacing part of the property, plant and equipment if the recognition criteria are met. When significant parts of property, plant and equipment are required to be replaced at intervals, the Group recognises such parts as individual assets with specific useful lives and depreciates them accordingly. All other repair and maintenance costs are recognised in income statement as incurred.

Subsequent costs are included in the asset's carrying amount or recognised as a separate asset, as appropriate, only when it is probable that future economic benefits associated with the item will flow to the group and the cost of the item can be measured reliably. The carrying amount of the replaced part is derecognised.

Depreciation is calculated on straight-line base on the following depreciation rate:

CENTRAL BANK OF NIGERIA
NOTES TO THE CONSOLIDATED AND SEPARATE FINANCIAL STATEMENTS
FOR THE YEAR ENDED 31 DECEMBER 2015

(All amounts are in millions of Naira, unless otherwise stated)

Asset category	Depreciation rate (%)
Land and buildings:	
- Central air conditioners	4
- Lifts	4
- Buildings	2
Motor vehicles:	
- Buses	12½
- Cars	16.7-20
- Lorries	10
Plant and equipment:	
- Air conditioners, generators and water pumps	15
- Currency processing machines	10
Plant and machinery	5
Furnitures and fittings	10-20
Computer equipment	33¼
Laboratory equipment	5

The Group commences depreciation when the asset is available for use. Land is not depreciated.

Capital work-in-progress is not depreciated as these assets are not yet available for use. They are disclosed when reclassified during the year

An item of property, plant and equipment and any significant part initially recognised is derecognised upon disposal or when no future economic benefits are expected from its use disposal. Any gain or loss arising on derecognition of the asset (calculated as the difference between the net disposal proceeds and the carrying amount of the asset) is included in income statement when the asset is derecognised.

The residual values, useful lives and methods of depreciation of property, plant and equipment are reviewed at each financial year end and adjusted prospectively, if appropriate.

2.11 Intangible assets

Intangible assets acquired separately are measured on initial recognition at cost. Following initial recognition, intangible assets are carried at cost less any accumulated amortisation and accumulated impairment losses, if any. Internally generated intangibles, excluding capitalised development costs, are not capitalised and the related expenditure is reflected in income statement in the period in which the expenditure is incurred.

The useful lives of intangible assets are assessed as finite.

Intangible assets with finite lives are amortised over the useful economic life and assessed for impairment whenever there is an indication that the intangible asset may be impaired. The amortisation period and the amortisation method for an intangible asset with a finite useful life are reviewed at least at the end of each reporting period. Changes in the expected useful life or the expected pattern of consumption of future economic benefits embodied in the asset are considered to modify the amortisation period or method, as appropriate, and are treated as changes in accounting estimates. The amortisation expense on intangible assets with finite lives is recognised in income statement in amortisation of intangible assets.

Gains or losses arising from de-recognition of an intangible asset are measured as the difference between the net disposal proceeds and the carrying amount of the asset and are recognised in income statement when the asset is derecognised.

Research and development costs

Research costs are expensed as incurred. Development expenditures on an individual project are recognised as an intangible asset when the Group can demonstrate:

- The technical feasibility of completing the intangible asset so that the asset will be available for use or sale
- Its intention to complete and its ability to use or sell the asset
- How the asset will generate future economic benefits
- The availability of resources to complete the asset
- The ability to measure reliably the expenditure during development
- The ability to use the intangible asset generated

Following initial recognition of the development expenditure as an asset, the asset is carried at cost less any accumulated amortisation and accumulated impairment losses. Amortisation of the asset begins when development is complete and the asset is available for use. It is amortised over the period of expected future benefit. Amortisation is recorded in income statement. During the period of development, the asset is tested for impairment annually.

The annual amortisation rate generally in use for the current and comparative year is as follows:

- Computer software 25-33¼

CENTRAL BANK OF NIGERIA
NOTES TO THE CONSOLIDATED AND SEPARATE FINANCIAL STATEMENTS
FOR THE YEAR ENDED 31 DECEMBER 2015

(All amounts are in millions of Naira, unless otherwise stated)

2.12 Impairment of non-financial assets

The Group assesses, at each reporting date, whether there is an indication that an asset may be impaired. If any indication exists, or when annual impairment testing for an asset is required, the Group estimates the asset's recoverable amount. An asset's recoverable amount is the higher of an asset's or cash-generating unit's (CGU) fair value less costs of disposal and its value in use. Recoverable amount is determined for an individual asset, unless the asset does not generate cash inflows that are largely independent of those from other assets or groups of assets. When the carrying amount of an asset or CGU exceeds its recoverable amount, the asset is considered impaired and is written down to its recoverable amount.

In assessing value in use, the estimated future cash flows are discounted to their present value using a pre-tax discount rate that reflects current market assessments of the time value of money and the risks specific to the asset. In determining fair value less costs of disposal, recent market transactions are taken into account. If no such transactions can be identified, an appropriate valuation model is used. These calculations are corroborated by valuation multiples, quoted share prices for publicly traded companies or other available fair value indicators.

The Group bases its impairment calculation on detailed budgets and forecast calculations, which are prepared separately for each of the Group's CGUs to which the individual assets are allocated. These budgets and forecast calculations generally cover a period of five years. For longer periods, a long-term growth rate is calculated and applied to project future cash flows after the fifth year.

For assets excluding goodwill, an assessment is made at each reporting date to determine whether there is an indication that previously recognised impairment losses no longer exist or have decreased. If such indication exists, the Group estimates the asset's or CGU's recoverable amount. A previously recognised impairment loss is reversed only if there has been a change in the assumptions used to determine the asset's recoverable amount since the last impairment loss was recognised. The reversal is limited so that the carrying amount of the asset does not exceed its recoverable amount, nor exceed the carrying amount that would have been determined, net of depreciation, had no impairment loss been recognised for the asset in prior years. Such reversal is recognised in the income statement.

2.13 External reserves

The Group maintains a reserve of external assets consisting of Gold, Convertible currencies, Other foreign securities and International Monetary Fund (IMF) reserve tranche.

Gold

Gold reserves are held for long-term purposes and are not being traded. It is carried at the lower of cost or net realisable value.

Convertible currencies

These are time deposits and balances with foreign banks and other foreign securities where the currency is freely convertible and in such currency, notes, coins and money at call.

Other foreign securities

These are securities of any country outside Nigeria whose currency is freely convertible and the securities shall mature in a period not exceeding five years from the date of acquisition.

These securities are further analysed into internally managed fund and externally managed fund. Internally managed fund is classified as held-to-maturity due to the intention of the Group to hold them to maturity while the externally managed fund is classified as held for trading investment. The externally managed fund also includes derivative instruments. (Refer to policy on financial instruments in Note 2.8 on how it is being measured).

All external reserve balances at year end are converted into Naira in accordance with the policy in Note 2.7.

2.14 Fair value measurement

The Group measures financial instruments, such as derivatives, investment in financial instruments classified as available-for-sales and investments in financial instruments classified as held for trading at fair value at each statement of financial position date. Fair value related disclosures for financial instruments and non-financial assets that are measured at fair value or where fair values are disclosed are, summarised in the following notes:

- Disclosures for valuation methods, significant estimates and assumptions Notes 3.5 and 2.26
- Quantitative disclosures of fair value measurement hierarchy Note 3.5
- Financial instruments (including those carried at amortised cost) Note 3.5

Fair value is the price that would be received to sell an asset or paid to transfer a liability in an orderly transaction between market participants at the measurement date. The fair value measurement is based on the presumption that the transaction to sell the asset or transfer the liability takes place either:

- In the principal market for the asset or liability, or
- In the absence of a principal market, in the most advantageous market for the asset or liability

The principal or the most advantageous market must be accessible to by the Group.

CENTRAL BANK OF NIGERIA
NOTES TO THE CONSOLIDATED AND SEPARATE FINANCIAL STATEMENTS
FOR THE YEAR ENDED 31 DECEMBER 2015

(All amounts are in millions of Naira, unless otherwise stated)

The fair value of an asset or a liability is measured using the assumptions that market participants would use when pricing the asset or liability, assuming that market participants act in their economic best interest.

The Group uses valuation techniques that are appropriate in the circumstances and for which sufficient data are available to measure fair value, maximising the use of relevant observable inputs and minimising the use of unobservable inputs.

All assets and liabilities for which fair value is measured or disclosed in the financial statements are categorised within the fair value hierarchy, described as follows, based on the lowest level input that is significant to the fair value measurement as a whole:

- Level 1 — Quoted (unadjusted) market prices in active markets for identical assets or liabilities.
- Level 2 — Valuation techniques for which the lowest level input that is significant to the fair value measurement is directly or indirectly observable.
- Level 3 — Valuation techniques for which the lowest level input that is significant to the fair value measurement is unobservable.

For assets and liabilities that are recognised in the financial statements on a recurring basis, the Group determines whether transfers have occurred between Levels in the hierarchy by re-assessing categorisation (based on the lowest level input that is significant to the fair value measurement as a whole) at the end of each reporting period.

The Group's management determines the policies and procedures for both recurring fair value measurement, such as available-for-sale financial assets.

For the purpose of fair value disclosures, the Group has determined classes of assets and liabilities on the basis of the nature, characteristics and risks of the asset or liability and the level of the fair value hierarchy as explained above.

2.15 Other assets

Other assets are generally defined as claims held against other entities for the future receipt of money. The other assets in the consolidated and separate financial statements include the following:

(a) Prepayments

Prepayments are payments made in advance for services to be enjoyed in future. The amount is initially capitalized in the reporting period in which the payment is made and subsequently amortised over the period in which the service is to be enjoyed.

(b) Other receivables

Other receivables are recognised upon the occurrence of event or transaction as they arise and cancelled when payment is received.

2.16 Employee benefits

The Group operates various post-employment schemes, including both defined benefit and defined contribution pension plans and post employment benefits.

Pensions and other post-employment benefits

(a) Defined contribution pension plan

The group operates a defined contribution pension plan in accordance with the Pension Reform Act. Under the plan, the employee contributes 7.5% of basic salary, housing and transport allowances and CBN contributes 15% on the same basis. Pension remittances are made to various PFAs on behalf of the Bank's staff on a monthly basis. CBN has no further payment obligations once the contributions have been paid. Contribution payable is recorded as an expense under 'personnel expenses'. Unpaid contributions are recorded as a liability.

(b) Defined benefit schemes

The Group also operates defined benefit plans which include pension scheme (for pensioners who resigned before 30 June 2011 and those who had not reached pensionable age), gratuity scheme and post-retirement medical benefits. The defined benefit pension scheme is funded which requires contributions to be made to a separately administered fund. Other benefits are unfunded.

The Group provides post-retirement healthcare benefits to their retirees. The entitlement to these benefits is usually conditional on the employee remaining in service up to retirement age and the completion of a minimum service period.

CENTRAL BANK OF NIGERIA
NOTES TO THE CONSOLIDATED AND SEPARATE FINANCIAL STATEMENTS
FOR THE YEAR ENDED 31 DECEMBER 2015

(All amounts are in millions of Naira, unless otherwise stated)

Re-measurements, comprising of actuarial gains and losses, the effect of the asset ceiling, excluding net interest (not applicable to the Group) and the return on plan assets (excluding net interest), are recognised immediately in the statement of financial position with a corresponding debit or credit to retained earnings through Other comprehensive income in the period in which they occur. Re-measurements are not reclassified to income statement in subsequent periods.

Past service costs are recognised in income statement on the earlier of:

- The date of the plan amendment or curtailment, and
- The date that the Group recognises restructuring-related costs

Net interest is calculated by applying the discount rate to the net defined benefit liability or asset. The Group recognises the following changes in the net defined benefit obligation under 'personnel cost' in income statement:

- Service costs comprising current service costs, past-service costs, gains and losses on curtailments and non-routine settlements
- Net interest expense or income

(c) Other long term employment benefits

These are all employee benefits other than post employment benefits and termination benefits which includes long service awards.

The amount recognised as the liability is the net total at the end of the reporting period of the present value of the defined benefit obligation. The net total of the service cost, net interest and remeasurement of the defined benefit liability are recognised in the income statement.

2.17 Provisions

(a) General

Provisions are recognised when the Group has a present obligation (legal or constructive) as a result of a past event, it is probable that an outflow of resources embodying economic benefits will be required to settle the obligation and a reliable estimate can be made of the amount of the obligation. When the Group expects some or all of a provision to be reimbursed, for example, under an insurance contract, the reimbursement is recognised as a separate asset, but only when the reimbursement is virtually certain. The expense relating to a provision is presented in income statement net of any reimbursement.

If the effect of the time value of money is material, provisions are discounted using a current pre-tax rate that reflects, when appropriate, the risks specific to the liability. When discounting is used, the increase in the provision due to the passage of time is recognised as other operating expenses.

(b) Leave pay accrual

Leave pay accrual at the reporting date represents the present obligation to employees as a result of employees' services provided up to the reporting date. The accrual is measured as the amount that is expected to be paid as a result of the leave entitlement that has accumulated at the reporting date.

2.18 International Monetary Fund (IMF) Related Transactions

The Bank, on behalf of the Federal Government of Nigeria, manages assets and liabilities in respect of Special Drawing Rights (SDRs) with the International Monetary Fund (IMF). Exchange gains and losses arising from translation of SDRs at period ends are treated in accordance with note 2.7 above.

The Bank presents the holdings and allocations of the IMF SDR as an asset and liability respectively on the statement of financial position. These have been accounted for as financial instruments in accordance with IAS 39. The holdings of the IMF SDR are classified as financial asset measured at amortised cost while the allocations of SDR are classified as financial liabilities at amortised cost.

(a) Holdings of Special Drawing Rights (SDRs)

The value of holdings from the IMF changes on the basis of foreign exchange transactions between the member countries. In addition, its value is affected by interests earned and paid as well as remuneration on the Bank claims in the IMF. SDR are presented at their nominal value plus interest accruing on SDR holdings and remuneration receivable, minus assessment fees and charges.

(b) Allocations of Special Drawing Rights (SDRs)

The allocation of SDRs takes the form of a counter account to IMF claims which are recorded based on their nominal value and presented in the statement of financial position as a liability.

CENTRAL BANK OF NIGERIA
NOTES TO THE CONSOLIDATED AND SEPARATE FINANCIAL STATEMENTS
FOR THE YEAR ENDED 31 DECEMBER 2015

(All amounts are in millions of Naira, unless otherwise stated)

(c) IMF related liabilities

IMF related liabilities represent other payables owed by the Bank to the General Resources Account of IMF. These are recognised initially at fair value and subsequently measured at amortised cost using the effective interest method.

(d) Quota in IMF

The quota in International Monetary Fund (IMF) is the reserve tranche held with the IMF by member states. The quota is treated as non-interest bearing instrument with no stated maturity. These are recognised initially at fair value and subsequently measured at amortised cost.

2.19 Bank notes and coins in circulation

Notes and coins issued are measured at cost as this liability does not have a fixed maturity date. The Bank notes and coins in circulation represent the nominal value of all bank notes held by the public and banks, including recalled, still exchangeable bank notes from previous series.

2.20 Statutory transfer to the Federal Government of Nigeria

In accordance with Section 22(1) and (2) of the Fiscal Responsibility Act (FRA) 2007, the Group makes an annual statutory transfer representing eighty percent of the operating surplus of the Bank for the year to the Federal Government of Nigeria not later than one (1) month following the deadline for the publication of the financial statements of the Group. The operating surplus of the Bank is the remaining sum from its income and other receipts after meeting all expenditures as approved by the Committee of Governors. The transfer is presented in the statement of changes in equity of the Bank.

2.21 Government grants

Government grants are recognised where there is reasonable assurance that the grant will be received and all attached conditions will be complied with. When the grant relates to an expense item, it is recognised as income on a systematic basis over the periods that the related costs, for which it is intended to compensate, are expensed. When the grant relates to an asset, it is recognised as income in equal amounts over the expected useful life of the related asset.

When the Group receives grants of non-monetary assets, the asset and the grant are recorded at nominal amounts and released to income statement over the expected useful life in a pattern of consumption of the benefit of the underlying asset by equal annual instalments.

2.22 Leasing

The determination of whether an arrangement is a lease, or contains a lease, is based on the substance of the arrangement and requires an assessment of whether the fulfilment of the arrangement is dependent on the use of a specific asset or assets and the arrangement conveys a right to use the asset or assets, even if that right is not explicitly stated in an arrangement.

Group as a lessee

Leases which do not transfer to the Group substantially all the risks and benefits incidental to ownership of the leased items are operating leases. Operating lease payments are recognised as other operating expenses in income statement on a straight-line basis over the lease term.

Group as a lessor

Leases where the Group does not transfer substantially all the risk and benefits of ownership of the asset are classified as operating leases. Initial direct costs incurred in negotiating operating leases are added to the carrying amount of the leased asset and recognised over the lease term on the same basis as rental income. The Group leases buildings and earns rentals which is recognised as income in the period to which it relates.

Contingent rents are recognised as income in the period in which they are earned.

CENTRAL BANK OF NIGERIA
NOTES TO THE CONSOLIDATED AND SEPARATE FINANCIAL STATEMENTS
FOR THE YEAR ENDED 31 DECEMBER 2015

(All amounts are in millions of Naira, unless otherwise stated)

2.23 Dividend distribution

Dividend distribution to the shareholders is recognised as a liability in the Group's financial statements in the period in which the dividends are approved by the shareholders.

2.24 Standards issued but not yet effective

The International Financial Reporting Standards and interpretations that are issued, but not yet effective, up to the date of issuance of the Group's financial statements are disclosed below. The Group intends to adopt these standards, if applicable, when they become effective. Only standards, interpretations and amendments that are relevant to the Group are disclosed below. Thus, standards and interpretations that are issued, but not yet effective, up to the date of issuance of the Group's financial statements that are not relevant to the Group have not been disclosed.

IFRS 9 Financial Instruments

In July 2014, the IASB issued the final version of IFRS 9 Financial Instruments that replaces IAS 39 Financial Instruments: Recognition and Measurement and all previous versions of IFRS 9. IFRS 9 brings together all three aspects of the accounting for financial instruments project: classification and measurement, impairment and hedge accounting. IFRS 9 is effective for annual periods beginning on or after 1 January 2018. Except for hedge accounting, retrospective application is required but providing comparative information is not compulsory. For hedge accounting, the requirements are generally applied prospectively, with some limited exceptions. Early adoption of the standard is permitted, however the Financial Reporting Council of Nigeria has prohibited Nigerian entities from early adoption of the standard.

The Group is yet to assess IFRS 9's full impact.

IFRS 15 Revenue from Contracts with Customers

IFRS 15 was issued in May 2014 and establishes a new five-step model that will apply to revenue arising from contracts with customers. Under IFRS 15 revenue is recognised at an amount that reflects the consideration to which an entity expects to be entitled in exchange for transferring goods or services to a customer. The principles in IFRS 15 provide a more structured approach to measuring and recognising revenue.

The new revenue standard is applicable to all entities and will supersede all current revenue recognition requirements under IFRS. Either a full or modified retrospective application is required for annual periods beginning on or after 1 January 2018 with early adoption permitted. The Group is currently assessing the impact of IFRS 15 and plans to adopt the new standard on the required effective date.

IFRS 16 Leases

IFRS 16 was issued in January 2016. This standard sets out the principles for the recognition, measurement, presentation and disclosure of leases. The objective is to ensure that lessees and lessors provide relevant information in a manner that faithfully represents those transactions. This information gives a basis for users of financial statements to assess the effect that leases have on the financial position, financial performance and cash flows of the entity. The standard introduces a single lessee accounting model and requires a lessee to recognise assets and liabilities for all leases with a term of more than 12 months, unless the underlying asset is of low value. A lessee is required to recognise a right-of-use asset representing its right to use the underlying leased asset and a lease liability representing its obligation to make lease payments. It also substantially carries forward the lessor accounting requirements in IAS 17. Accordingly, a lessor continues to classify its leases as operating leases or finance leases, and to account for those two types of leases differently. Under IFRS 16, the Group will recognise lease asset and liabilities on its statement of financial position, initially measured at the present value of unavoidable lease payments. The Group will also recognise amortisation of lease asset and interest on lease liabilities over the lease term; and separate the total amount of cash paid into a principal portion (presented within financing activities) and interest (presented within either operating or financing activities).

Amendments to IAS 1 Disclosure Initiative

Effective for annual periods beginning on or after 1 January 2016. Early application is permitted and entities do not need to disclose that fact because the Board considers these amendments to be clarifications that do not affect an entity's accounting policies or accounting estimates. The amendments to IAS 1 Presentation of Financial Statements clarify, rather than significantly change, existing IAS1 requirements. The amendments clarify:

- The materiality requirements in IAS 1
- That specific line items in the statement(s) of profit or loss and OCI and the statement of financial position may be disaggregated
- That entities have flexibility as to the order in which they present the notes to financial statements
- That the share of OCI of associates and joint ventures accounted for using the equity method must be presented in aggregate as a single line item, and classified between those items that will or will not be subsequently reclassified to statement of comprehensive income.

Furthermore, the amendments clarify the requirements that apply when additional subtotals are presented in the statement of financial position and the statement(s) of profit or loss and OCI. These amendments are effective for annual periods beginning on or after 1 January 2016, with early adoption permitted. These amendments are not expected to have any impact on the Group.

CENTRAL BANK OF NIGERIA
NOTES TO THE CONSOLIDATED AND SEPARATE FINANCIAL STATEMENTS
FOR THE YEAR ENDED 31 DECEMBER 2015

(All amounts are in millions of Naira, unless otherwise stated)

Amendments to IAS 27: Equity Method in Separate Financial Statements

The amendments will allow entities to use the equity method to account for investments in subsidiaries, joint ventures and associates in their separate financial statements. Entities already applying IFRS and electing to change to the equity method in its separate financial statements will have to apply that change retrospectively. For first-time adopters of IFRS electing to use the equity method in its separate financial statements, they will be required to apply this method from the date of transition to IFRS. The amendments are effective for annual periods beginning on or after 1 January 2016, with early adoption permitted. These amendments will not have an impact on the Group's financial statements since the Bank has taken a decision not to apply the equity method in its separate financial statements.

Amendments to IFRS 10 and IAS 28: Sale or Contribution of Assets between an Investor and its Associate or Joint Venture

The amendments address the conflict between IFRS 10 and IAS 28 in dealing with the loss of control of a subsidiary that is sold or contributed to an associate or joint venture. The amendments clarify that the gain or loss resulting from the sale or contribution of assets that constitute a business, as defined in IFRS 3, between an investor and its associate or joint venture, is recognised in full. Any gain or loss resulting from the sale or contribution of assets that do not constitute a business, however, is recognised only to the extent of unrelated investors' interests in the associate or joint venture. These amendments must be applied prospectively and are effective for annual periods beginning on or after 1 January 2016, with early adoption permitted. These amendments are not expected to have any impact on the Group.

Amendments to IAS 16 and IAS 38: Clarification of Acceptable Methods of Depreciation and Amortisation

The amendments clarify the principle in IAS 16 and IAS 38 that revenue reflects a pattern of economic benefits that are generated from operating a business (of which the asset is part) rather than the economic benefits that are consumed through use of the asset. As a result, a revenue-based method cannot be used to depreciate property, plant and equipment and may only be used in very limited circumstances to amortise intangible assets. The amendments are effective prospectively for annual periods beginning on or after 1 January 2016, with early adoption permitted. These amendments are not expected to have any impact to the Group given that the Group has not used a revenue-based method to depreciate its non-current assets.

Amendments to IFRS 10, IFRS 12 and IAS 28 Investment Entities: Applying the Consolidation Exception

The amendments address issues that have arisen in applying the investment entities exception under IFRS 10. The amendments to IFRS 10 clarify that the exemption from presenting consolidated financial statements applies to a parent entity that is a subsidiary of an investment entity, when the investment entity measures all of its subsidiaries at fair value.

Furthermore, the amendments to IFRS 10 clarify that only a subsidiary of an investment entity that is not an investment entity itself and that provides support services to the investment entity is consolidated. All other subsidiaries of an investment entity are measured at fair value. The amendments to IAS 28 allow the investor, when applying the equity method, to retain the fair value measurement applied by the investment entity associate or joint venture to its interests in subsidiaries.

These amendments must be applied retrospectively and are effective for annual periods beginning on or after 1 January 2016, with early adoption permitted. These amendments are not expected to have any impact on the Group.

Annual Improvements 2012-2014 Cycle

These improvements are effective for annual periods beginning on or after 1 January 2016. They include:

IFRS 7 Financial Instruments: Disclosures

Servicing contracts

The amendment clarifies that a servicing contract that includes a fee can constitute continuing involvement in a financial asset. An entity must assess the nature of the fee and the arrangement against the guidance for continuing involvement in IFRS 7 in order to assess whether the disclosures are required. The assessment of which servicing contracts constitute continuing involvement must be done retrospectively. However, the required disclosures would not need to be provided for any period beginning before the annual period in which the entity first applies the amendments.

IAS 19 Employee Benefits

The amendment clarifies that market depth of high quality corporate bonds is assessed based on the currency in which the obligation is denominated, rather than the country where the obligation is located. When there is no deep market for high quality corporate bonds in that currency, government bond rates must be used. This amendment must be applied prospectively.

CENTRAL BANK OF NIGERIA
NOTES TO THE CONSOLIDATED AND SEPARATE FINANCIAL STATEMENTS
FOR THE YEAR ENDED 31 DECEMBER 2015

(All amounts are in millions of Naira, unless otherwise stated)

New and amended standards and interpretations

The following listed standards and amendments which are effective for annual periods beginning on or after 1 January 2015 will not have impact on the Group's financial position, performance and/or disclosures.

(i) Amendments to IAS 19 Defined Benefit Plans: Employee Contributions

(ii) Annual Improvements 2010-2012 Cycle

IFRS 2 Share-based Payment

IFRS 8 Operating Segments

IFRS 3 Business Combinations

IAS 16 Property, plant and Equipment and IAS 38 Intangible Assets

IAS 24 Related Party Disclosures

(iii) Annual Improvements 2011-2013 Cycle

IFRS 3 Business Combinations

IAS 40 Investment Property

2.25 Significant accounting judgments, estimates and assumptions

The preparation of the Group's financial statements requires management to make judgements, estimates and assumptions that affect the reported amount of revenues, expenses, assets and liabilities, and the accompanying disclosures, as well as the disclosure of contingent liabilities. Uncertainty about these assumptions and estimates could result in outcomes that require a material adjustment to the carrying amount of assets or liabilities affected in future periods.

Other disclosures relating to the Group's exposure to risks and uncertainties includes:

- Capital management Note 4
- Financial risk management and policies Note 3
- Sensitivity analyses disclosures Notes 3.4.3 and 33

Judgements

In the process of applying the Group's accounting policies, management has made the following judgements, which have the most significant effect on the amounts recognised in the financial statements:

Operating lease commitments – Group as lessee

The Group has entered into commercial property leases. The Group has determined, based on an evaluation of the terms and conditions of the arrangements, such as the lease term not constituting a substantial portion of the economic life of the commercial property, that it does not retain all the significant risks and rewards of ownership of these properties and accounts for the contracts as operating leases.

Estimates and assumptions

The key assumptions concerning the future and other key sources of estimation at the reporting date, that have a significant risk of causing a material adjustment to the carrying amounts of assets and liabilities within the next financial year, are described below. The Group based its assumptions and estimates on parameters available when the financial statements were prepared. Existing circumstances and assumptions about future developments, however, may change due to market changes or circumstances beyond the control of the Group. Such changes are reflected in the assumptions when they occur.

Fair value measurement of financial instruments

When the fair values of financial assets and financial liabilities recorded in the statement of financial position cannot be measured based on quoted prices in active markets, their fair value is measured using valuation techniques including the discounted cash flow (DCF) model. The inputs to these models are taken from observable markets where possible, but where this is not feasible, a degree of judgement is required in establishing fair values. Judgements include considerations of inputs such as liquidity risk, credit risk and volatility. Changes in assumptions about these factors could affect the reported fair value of financial instruments. See Note 3.5 for further disclosures.

Impairment losses on loans and receivables

The Group reviews its individually significant loans and receivable at each reporting date to assess whether an impairment loss should be recorded in income statement. In particular, management judgement is required in the estimation of the amount and timing of future cash flows when determining the impairment loss. These estimates are based on assumptions about a number of factors and actual results may differ, resulting in future changes to the allowance.

Loans and receivables that have been assessed individually and found not to be impaired and all individually insignificant loans and receivables are then assessed collectively, in groups of assets with similar risk characteristics, to determine whether provision should be made due to incurred loss events for which there is objective evidence but whose effects are not yet evident. The collective assessment takes account of data from the loan portfolio (such as levels of arrears, credit utilisation, loan to collateral ratios, etc.), and judgments to the effect of concentrations of risks and economic data (including country risk and the performance of different individual groups).

CENTRAL BANK OF NIGERIA
NOTES TO THE CONSOLIDATED AND SEPARATE FINANCIAL STATEMENTS
FOR THE YEAR ENDED 31 DECEMBER 2015

(All amounts are in millions of Naira, unless otherwise stated)

Impairment of available-for-sale financial assets

The Group reviews its available-for-sale debt and equity securities for impairment at each statement of financial position date to assess whether they are impaired. This requires similar judgment as applied to the individual assessment of loans and receivables.

Defined benefit plans

The cost of the defined benefit pension plan, long service awards, gratuity scheme and post-employment medical benefits and the present value of these defined benefit obligations are determined using actuarial valuations. An actuarial valuation involves making various assumptions that may differ from actual developments in the future. These include the determination of the discount rate, future salary increases, mortality rates and future pension increases. Due to the complexities involved in the valuation and its long-term nature, a defined benefit obligation is highly sensitive to changes in these assumptions. All assumptions are reviewed at each reporting date.

The parameter most subject to change is the discount rate. In determining the appropriate discount rate, management assumption with reference to the yields on Nigerian Government bonds, as compiled by the Debt Management Office were used since there is no deep market in corporate bonds in Nigeria. The underlying bonds are further reviewed for quality. Those having excessive credit spreads are excluded from the analysis of bonds on which the discount rate is based, on the basis that they do not represent high quality corporate bonds.

The mortality rate is based on pre-retirement mortality: A49/52 ultimate tables and post-retirement mortality: A55 ultimate tables. Future salary increases is based on expected future inflation rates.

Further details about defined benefit obligations are given in Note 33.

Financial assets and liabilities classification

The Group's accounting policies provide scope for assets and liabilities to be designated on inception into different accounting categories in certain circumstances:

Details of the Group's classification of financial assets and liabilities are given under the accounting policies in relating to financial instruments.

Investment in subsidiaries and associates classification

The Group has a number of equity investments. It assessed the extent to which it has control or significant influence over those investees. The process of determining the existence of control or significant influence over the investees is an area that required the exercise of judgement. Some of the investees were set up by specific legislation hence, which required judgement to be exercised in determining whether the Group had control or significant influence over the investee entities.

The Group determined that its investments in Federal Mortgage Bank of Nigeria (FMBN), Asset Management Corporation of Nigeria (AMCON) and Nigeria Deposit Insurance Corporation (NDIC) are ordinary investments of the Group although the Group owns 30%, 50% and 60% respectively in the investees'. The Group can't exert control or significant influence on the relevant activities as it has no power to appoint the board members. Refer to Note 23.

The Group also determined that its investments in Nigeria Interbank Settlement System (NIBSS), FMDQ-OTC Plc, National Economic Reconstruction Fund (NERFUND), Bank of Industry (BOI), Bank of Agriculture (BOA) and Abuja Securities and Commodity Exchange (ASCE) are associates of the Group, although the Group owns a 3.6%, 15.6%, 4%, 5.19%, 14% and 59.7% respectively in the investees. The Group has significant influence over NIBSS, FMDQ-OTC, NERFUND, BOI, BOA and ASCE through its representation on the board by the board's chairman.

Depreciation and carrying value of property, plant and equipment

The estimation of the useful lives of assets is based on management's judgement. Any material adjustment to the estimated useful lives of items of property and equipment will have an impact on the carrying value of these items.

Impairment of non-financial assets

Impairment exists when the carrying value of an asset or cash generating unit exceeds its recoverable amount, which is the higher of its fair value less costs of disposal and its value in use. The fair value less costs of disposal calculation is based on available data from binding sales transactions, conducted at arm's length, for similar assets or observable market prices less incremental costs for disposing of the asset. The value in use calculation is based on a DCF model. The cash flows are derived from the budget for the next five years and do not include restructuring activities that the Group is not yet committed to or significant future investments that will enhance the asset's performance of the CGU being tested. The recoverable amount is sensitive to the discount rate used for the discounted cash flow model as well as the expected future cash-inflows and the growth rate used for extrapolation purposes.

CENTRAL BANK OF NIGERIA
NOTES TO THE CONSOLIDATED AND SEPARATE FINANCIAL STATEMENTS
FOR THE YEAR ENDED 31 DECEMBER 2015

(All amounts are in millions of Naira, unless otherwise stated)

Taxes

Uncertainties exist with respect to the interpretation of complex tax regulations, changes in tax laws, and the amount and timing of future taxable income. Given the wide range of international business relationships and the long-term nature and complexity of existing contractual agreements, differences arising between the actual results and the assumptions made, or future changes to such assumptions, could necessitate future adjustments to tax income and expense already recorded. The Group establishes provisions, based on reasonable estimates, for possible consequences of audits by the tax authorities of the respective countries in which it operates. The amount of such provisions is based on various factors, such as experience of previous tax audits and differing interpretations of tax regulations by the taxable entity and the responsible tax authority. Such differences in interpretation may arise for a wide variety of issues depending on the conditions prevailing in the respective domicile of the Group companies.

Deferred tax assets are recognised for unused tax losses to the extent that it is probable that taxable profit will be available against which the losses can be utilised. Significant management judgement is required to determine the amount of deferred tax assets that can be recognised, based upon the likely timing and the level of future taxable profits together with future tax planning strategies.

Development costs

The Group capitalises development costs for a project in accordance with the accounting policy. Initial capitalisation of costs is based on management's judgement that technological and economic feasibility is confirmed, usually when a product development project has reached a defined milestone according to an established project management model. In determining the amounts to be capitalised, management makes assumptions regarding the expected future cash generation of the project, discount rates to be applied and the expected period of benefits.

The development costs that were capitalised by the Group relates to those arising from the development of computer software.

CENTRAL BANK OF NIGERIA
NOTES TO THE CONSOLIDATED AND SEPARATE FINANCIAL STATEMENTS
FOR THE YEAR ENDED 31 DECEMBER 2015

(All amounts are in millions of Naira, unless otherwise stated)

3. Financial risk management and financial instruments classification

The Central Bank of Nigeria (The 'Bank') is exposed to a broad range of risks including reputational, policy, operational, payments system, credit, liquidity and market risks. Whilst it is not totally possible to eliminate these risks, the Bank is determined to maintain the risks it faces within tolerable limits consistent with its mandate and strategic objectives.

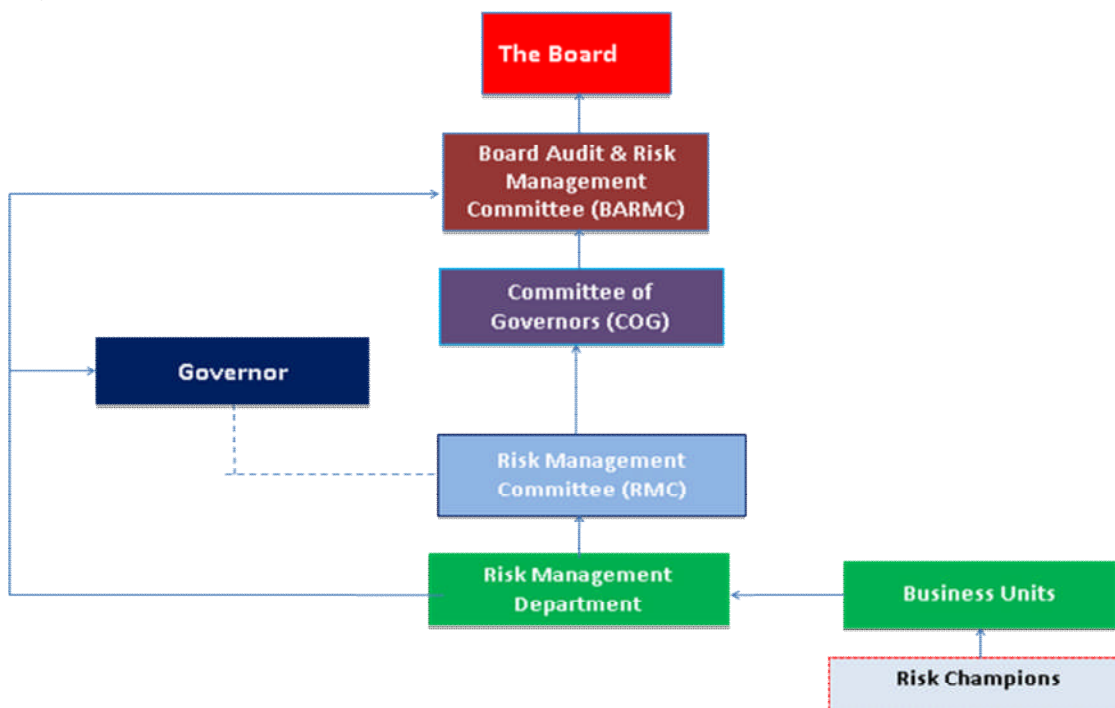
The integrated enterprise risk management framework adopted by the Bank describes risk management practices designed to protect assets, optimise resource utilisation and enable the attainment of strategic objectives that are critical to the achievement of the Bank's mandate and in conformance with existing laws, regulations as well as the Bank's policies, procedures and standards.

The framework defines the Bank's risk governance structure and the approved approaches for identifying risk events, assessing them in terms of their nature, likelihood of occurrence and magnitude of impact; defining appropriate response strategies that are in line with the Bank's risk appetite, monitoring risk status and providing periodic reports to aid decision making.

Risk governance structure

The risk governance structure outlines the roles, authorities and responsibilities in relation to managing material risks in the Bank. The Board is responsible for overall risk management in the Bank. It maintains oversight over risk management through its Board Audit and Risk Management Committee (BARMC) and the Investment Committee. Oversight of day to day management of risk in the Bank is delegated to the Committee of Governors (COG).

The relationship of the risk management committees and functions involved in the management of risk across the Bank is captured in the diagram below:



CENTRAL BANK OF NIGERIA
NOTES TO THE CONSOLIDATED AND SEPARATE FINANCIAL STATEMENTS
FOR THE YEAR ENDED 31 DECEMBER 2015

(All amounts are in millions of Naira, unless otherwise stated)

3. Financial risk management and financial instruments classification (continued)

The ERM governance structure defines the ownership, accountability and responsibilities for each component of the Bank's risk management approach. Below are the key roles and responsibilities as defined in the ERM framework:

The Board

- a. Approves the risk strategy for the Bank based on recommendations of the BARMC
- b. Sets the Bank's risk appetite i.e. risk parameters and tolerances within which the Bank conducts its activities, and approves risk systems for management and monitoring of the Bank's risks profile.
- c. Determines and periodically reviews key Bank policies and processes to ensure that they are appropriate for the achievement of the Bank's mandate and strategic objectives.
- d. Monitors the enterprise risk profile, risk exposures, risk management initiatives, reviews risk reports and Institutes appropriate risk reward systems in line with the Bank's risk appetite.

The Board Audit & Risk Management Committee (BARMC)

- a. Reviews and recommends the risk strategy, appetite and reports to the Board for approval on an annual basis or as may be required.
- b. Assists the Board in fulfilling its oversight responsibilities with respect to risk management and ensures that roles and responsibilities for risk management are clearly defined.
- c. Monitors enterprise risk profile, risk exposures, and risk management initiatives and recommends to the Board risk systems and solutions to facilitate the management and monitoring of risks bank-wide.

Committee of Governors (COG)

- a. Ensures that sufficient resources are deployed for the management of risk across the Bank.
- b. Considers risk reports and approves remedial actions, or recommends risk treatment options to the Board as appropriate supervises the implementation of risk treatment plans.
- c. Monitors the risk profile to ensure that it is within the Bank's risk appetite.

Risk Management Committee (RMC)

During the year under review, the Board approved the establishment of Risk Management Committee (RMC).

1) The Risk Management Committee (RMC) was set up to support the Committee of Governors (COG) in providing day to day oversight of risk management across the Bank. The RMC ensures that cross functional risk issues are adequately identified, assessed and mitigated in line with the Bank's ERM framework.

2) In addition, the RMC was set up to:

- a. Promote the implementation of and adherence to the Bank's Enterprise Risk Management Framework, policies, initiatives and strategies.
- b. Review and recommend to the Board Audit & Risk Management Committee (BARMC) through the Committee of Governors (COG) the approval of risk limits and thresholds in line with the Bank's approved risk appetite.
- c. Review and recommend changes to the Bank's risk strategy, appetite and policies to the Board Audit and Risk Management Committee through the Committee of Governors (COG) for consideration.
- d. Regular review of the Bank's risk limits and risk reports; making recommendations to the BARMC through the COG with a view to ensuring that existing limits are consistent with the Bank's approved risk appetite.
- e. Perform other responsibilities as may be delegated by the COG.

Risk Management Department (RMD)

- a. Coordinates the implementation of risk management strategies, initiatives and policies
- b. Monitors risk limits and makes recommendations as appropriate.
- c. Facilitates risk assessments and makes recommendations as appropriate.
- d. Recommends appropriate risk reward system
- e. Manages the Enterprise Risk Register
- f. Facilitates risk data gathering, verification and aggregation.

CENTRAL BANK OF NIGERIA
NOTES TO THE CONSOLIDATED AND SEPARATE FINANCIAL STATEMENTS
FOR THE YEAR ENDED 31 DECEMBER 2015

(All amounts are in millions of Naira, unless otherwise stated)

3. Financial risk management and financial instruments classification (continued)

3.1 Financial instruments by category

Financial assets are classified between four measurement categories: held at fair value through profit or loss (comprising trading and designated), available-for-sale, loans and receivables and held-to-maturity.

Financial liabilities are classified into two measurement categories: held at fair value through profit or loss (comprising trading and designated) and other liabilities at amortised cost.

Financial instruments are classified in the statement of financial position in accordance with their legal form, except for instruments that are held for trading purposes and those that the Bank has designated to hold at fair value through the profit and loss account. The latter are combined on the face of the statement of financial position and disclosed as financial assets or liabilities held at fair value through profit or loss.

The Bank's classification of its principal financial assets and liabilities is summarised in the table below.

Group

Financial assets 31 December 2015	At fair value	Available-for-sale N'million	Held to maturity N'million	Loans and receivables N'million	Total N'million
	through profit or loss N'million				
External reserves:					
Current accounts with foreign banks	-	-	-	296,152	296,152
Time deposits and money placements	-	-	-	1,920,879	1,920,879
Domiciliary accounts	-	-	-	999,791	999,791
Sundry currencies and travellers' cheques	-	-	-	68,208	68,208
Short term deposits	-	-	-	26,904	26,904
Debt securities:					
- Held for trading	1,599,509	-	-	-	1,599,509
- Held to maturity	-	-	352,872	-	352,872
International Monetary Fund Reserve tranche	-	-	-	23	23
Derivatives					
- Derivatives in external reserves	200	-	-	-	200
- Derivatives arising from swap contracts	9,576	-	-	-	9,576
IMF Holdings of Special Drawing Rights:					
Holdings of Special Drawing Rights	-	-	-	456,481	456,481
Quota in IMF	-	-	-	484,476	484,476
Loans and receivables	-	-	-	6,401,502	6,401,502
Account receivables	-	-	-	33,850	33,850
Available for sale equity investments	-	37,733	-	-	37,733
Cash and bank balances in subsidiary	-	-	-	38,821	38,821
Local debt instruments					
- Nigerian Treasury Bills	-	2,533	171,748	-	174,281
- FGN Bonds	-	381	622,158	-	622,539
	1,609,285	40,647	1,146,778	10,727,087	13,523,797

CENTRAL BANK OF NIGERIA
NOTES TO THE CONSOLIDATED AND SEPARATE FINANCIAL STATEMENTS
FOR THE YEAR ENDED 31 DECEMBER 2015

(All amounts are in millions of Naira, unless otherwise stated)

3. Financial risk management and financial instruments classification (continued)

Group

Financial liabilities	Liabilities at fair value through profit or loss		Total
31 December 2015	Other financial liabilities at amortised cost	N'million	N'million
Deposits:			
Government deposits	3,590,766	-	3,590,766
Other accounts	1,154,748	-	1,154,748
Financial institutions- Current and settlement accounts	1,208,958	-	1,208,958
Financial institutions - Banks' reserve accounts	2,476,571	-	2,476,571
IMF related liabilities:			
IMF related liabilities	484,492	-	484,492
IMF allocation of Special Drawing Rights	456,550	-	456,550
Central Bank of Nigeria Instruments:			
Open Market Operations - Central Bank of Nigeria Bills	2,239,981	-	2,239,981
Central Bank of Nigeria Promissory Notes	96	-	96
Bank notes and coins in circulation	1,857,788	-	1,857,788
Derivatives			
- Derivatives in external reserves	-	726	726
- Derivatives arising from swap contracts	-	25,230	25,230
Other liabilities:			
Accrued charges	18,197	-	18,197
Surplus payable to Federal Government of Nigeria	87,124	-	87,124
Sundry payables	820,555	-	820,555
IBRD - SME loan	51	-	51
Trade payables	5,056	-	5,056
Bank borrowings and overdraft	21,890	-	21,890
	14,422,823	25,956	14,448,779

Group

Financial assets	At fair value through profit or loss	Available-for-sale	Held to maturity	Loans and receivables	Total
31 December 2014	N'million	N'million	N'million	N'million	N'million
External reserves:					
Current accounts with foreign banks	-	-	-	1,045,436	1,045,436
Time deposits and money placements	-	-	-	2,168,548	2,168,548
Domiciliary accounts	-	-	-	570,401	570,401
Sundry currencies and travellers' cheques	-	-	-	42,845	42,845
Short term deposits	-	-	-	349,399	349,399
Debt securities:					
- Held for trading	1,338,014	-	-	-	1,338,014
- Held to maturity	-	-	302,052	-	302,052
Derivatives					
- Derivatives in external reserves	21,099	-	-	-	21,099
- Derivatives arising from swap and forward exchange contracts	2,404	-	-	-	2,404
IMF Holdings of Special Drawing Rights:					
Holdings of Special Drawing Rights	-	-	-	406,403	406,403
Quota in IMF	-	-	-	421,713	421,713
Loans and receivables					
Account receivables	-	-	-	5,005,685	5,005,685
Deposit for shares	-	-	-	34,332	34,332
Available for sale equity investments	-	-	-	2,500	2,500
Cash and bank balances in subsidiary	-	1,380	-	-	1,380
	-	-	-	3,301	3,301
Local debt instruments					
- Nigerian Treasury Bills	-	3,122	60,180	-	63,302
- FGN Bonds	-	128	117,462	-	117,590
	1,361,517	4,630	479,694	10,050,563	11,896,404

CENTRAL BANK OF NIGERIA
NOTES TO THE CONSOLIDATED AND SEPARATE FINANCIAL STATEMENTS
FOR THE YEAR ENDED 31 DECEMBER 2015

(All amounts are in millions of Naira, unless otherwise stated)

3. Financial risk management and financial instruments classification (continued)

Financial liabilities	Liabilities at fair value through profit or loss		Total
31 December 2014	Other financial liabilities at amortised cost	N'million	N'million
Deposits:			
Government deposits	1,432,462	-	1,432,462
Other accounts	1,199,238	-	1,199,238
Financial institutions- Current and settlement accounts	564,179	-	564,179
Financial institutions - Banks' reserve accounts	3,583,636	-	3,583,636
			-
IMF related liabilities:			
IMF related liabilities	421,727	-	421,727
IMF allocation of Special Drawing Rights	406,458	-	406,458
			-
Central Bank of Nigeria Instruments:			
Central Bank of Nigeria Promissory Notes	-	-	-
Open Market Operations - Central Bank of Nigeria Bills	2,755,611	-	2,755,611
Bank notes and coins in circulation	1,797,832	-	1,797,832
			-
Derivatives			
- Derivatives in external reserves	-	176	176
- Derivatives arising from swap and forward exchange contracts	-	24,704	24,704
			-
Other liabilities:			
Accrued charges	17,784	-	17,784
Surplus payable to Federal Government of Nigeria	152,654	-	152,654
Sundry payables	717,909	-	717,909
IBRD - SME loan	51	-	51
Trade payables	2,920	-	2,920
Bank borrowings and overdraft	20,493	-	20,493
	13,072,954	24,880	13,097,834

Bank

Financial assets	At fair value through profit or loss				Total
31 December 2015	N'million	Available-for-sale	Held to maturity	Loans and receivables	N'million
External reserves:					
Current accounts with foreign banks	-	-	-	296,152	296,152
Time deposits and money placements	-	-	-	1,920,879	1,920,879
Domiciliary accounts	-	-	-	999,791	999,791
Sundry currencies and travellers' cheques	-	-	-	68,208	68,208
Short term deposits	-	-	-	26,904	26,904
Debt securities:					
- Held for trading	1,599,509	-	-	-	1,599,509
- Held to maturity	-	-	352,872	-	352,872
International Monetary Fund Reserve tranche	-	-	-	23	23
Derivatives					
- Derivatives in external reserves	200	-	-	-	200
- Derivatives arising from swap contracts	9,576	-	-	-	9,576
IMF Holdings of Special Drawing Rights:					
Holdings of Special Drawing Rights	-	-	-	456,481	456,481
Quota in IMF	-	-	-	484,476	484,476
Loans and receivables					
Loans and receivables	-	-	-	6,470,909	6,470,909
Accounts receivables	-	-	-	28,627	28,627
Deposit for shares	-	-	-	-	-
Available for sale equity investments	-	37,733	-	-	37,733
Local debt instruments					
- Nigerian Treasury Bills	-	2,533	114,203	-	116,736
- FGN Bonds	-	381	622,158	-	622,539
	1,609,285	40,647	1,089,233	10,752,450	13,491,615

CENTRAL BANK OF NIGERIA
NOTES TO THE CONSOLIDATED AND SEPARATE FINANCIAL STATEMENTS
FOR THE YEAR ENDED 31 DECEMBER 2015

(All amounts are in millions of Naira, unless otherwise stated)

3. Financial risk management and financial instruments classification (continued)

Bank

Financial liabilities	Liabilities at fair value through profit and loss		Total
31 December 2015	Other financial liabilities at amortised cost	N'million	N'million
Deposits:			
Government deposits	3,590,766	-	3,590,766
Other accounts	1,154,748	-	1,154,748
Financial institutions- Current and settlement accounts	1,208,958	-	1,208,958
Financial institutions - Banks' reserve accounts	2,476,571	-	2,476,571
IMF related liabilities:			
IMF related liabilities	484,492	-	484,492
IMF allocation of Special Drawing Rights	456,550	-	456,550
Derivatives			
- Derivative in external reserves	-	726	726
- Derivatives arising from swap contracts	-	25,230	25,230
Central Bank of Nigeria Instruments:			
Open Market Operations - Central Bank of Nigeria Bills	2,239,981	-	2,239,981
Central Bank of Nigeria Promissory Notes	96	-	96
Bank notes and coins in circulation	1,857,805	-	1,857,805
Other liabilities:			
Accrued charges	16,018	-	16,018
Surplus payable to Federal Government of Nigeria	87,124	-	87,124
Sundry payables	818,119	-	818,119
IBRD - SME loan	51	-	51
	14,391,279	25,956	14,417,235

Bank

Financial assets	At fair value through profit or loss	Available-for-sale	Held to maturity	Loans and receivables	Total
31 December 2014	N'million	N'million	N'million	N'million	N'million
External reserves:					
Current accounts with foreign banks	-	-	-	1,045,436	1,045,436
Time deposits and money placements	-	-	-	2,168,548	2,168,548
Domiciliary accounts	-	-	-	570,401	570,401
Sundry currencies and travellers' cheques	-	-	-	42,845	42,845
Short term deposits	-	-	-	349,399	349,399
Debt securities:					
- Held for trading	1,338,014	-	-	-	1,338,014
- Held to maturity	-	-	302,052	-	302,052
Derivatives					
- Derivatives in external reserves	21,099	-	-	-	21,099
- Derivatives arising from swap and forward exchange contracts	2,404	-	-	-	2,404
IMF Holdings of Special Drawing Rights:					
- Futures contract in external reserves	-	-	-	406,403	406,403
Quota in IMF	-	-	-	421,713	421,713
Loans and receivables	-	-	-	5,002,834	5,002,834
Accounts receivables	-	-	-	29,163	29,163
Deposit for shares	-	-	-	2,500	2,500
Available-for-sale equity investments	-	37,733	-	-	37,733
Local debt instruments					
- Nigerian Treasury Bills	-	3,122	60,180	-	63,302
- FGN Bonds	-	128	117,462	-	117,590
	1,361,517	40,983	479,694	10,039,242	11,921,436

CENTRAL BANK OF NIGERIA
NOTES TO THE CONSOLIDATED AND SEPARATE FINANCIAL STATEMENTS
FOR THE YEAR ENDED 31 DECEMBER 2015

(All amounts are in millions of Naira, unless otherwise stated)

3. Financial risk management and financial instruments classification (continued)
Bank

Financial liabilities	Other financial liabilities at amortised cost	Liabilities at fair value through profit and loss	Total
31 December 2014	N'million	N'million	N'million
Deposits:			
Government deposits	1,432,462	-	1,432,462
Other accounts	1,199,238	-	1,199,238
Financial institutions- Current and settlement accounts	564,179	-	564,179
Financial institutions - Banks' reserve accounts	3,583,636	-	3,583,636
IMF related liabilities:			
IMF related liabilities	421,727	-	421,727
IMF allocation of Special Drawing Rights	406,458	-	406,458
Derivatives			
- Derivatives in external reserves	-	176	176
- Derivatives arising from swap and forward exchange contracts	-	24,704	24,704
Central Bank of Nigeria Instruments:			
Open Market Operations - Central Bank of Nigeria Bills	2,755,611	-	2,755,611
Bank notes and coins in circulation	1,797,842	-	1,797,842
Derivatives arising from forward exchange contracts			
Other liabilities:			
Accrued charges	17,515	-	17,515
Surplus payable to Federal Government of Nigeria	152,654	-	152,654
Sundry payables	717,608	-	717,608
IBRD - SME loan	51	-	51
	13,048,981	24,880	13,073,861

CENTRAL BANK OF NIGERIA
NOTES TO THE CONSOLIDATED AND SEPARATE FINANCIAL STATEMENTS
FOR THE YEAR ENDED 31 DECEMBER 2015

(All amounts are in millions of Naira, unless otherwise stated)

3. Financial risk management and financial instruments classification (continued)

Risk management policies

3.2 Credit risk

Credit risk is the probability that a counterparty of the Group will not meet its obligations in accordance with agreed terms and conditions which may lead to financial loss. The Group is exposed to credit risk due to activities such as investment of external reserves, granting of intervention funds, issuance of guarantees, as well as advances and loans to staff, federal government and financial institutions.

The Group adopts a conservative approach to credit risk. Where appropriate, the Group intervenes in the economy and provides guarantees in the financial system to prevent systemic risk. Investment decisions are guided by the preference for capital preservation and liquidity over returns.

3.2.1 Management of credit risk

The Group's credit risk management is guided by its Credit Risk, Investment and Risk Appetite Policies and Guidelines, as well as other guidelines for developmental initiatives. These policies are complemented by detailed procedures at the Strategic Business Units (SBUs) level. The Guidelines define credit exposure limits to ensure that the investments are within the risk appetite of the Group. The credit exposure limits are reviewed periodically in line with market developments.

The Group conducts Discount Window Operations to provide liquidity to deposit money banks and discount houses that are unable to access funds from the inter-bank market. Credit risk exposures from these transactions are mitigated by the Nigerian Master Repurchase Agreement and acceptance of eligible collateral (including Nigerian Treasury Bills, FGN Bonds, CBN Bills and AMCON Bonds).

Credit Risk Disclosure (including Credit Risk Model)

No specific credit rating model is adopted for guarantees, interventions and loans issued by the Group, as these are borne out of its developmental roles. These credits are usually governed by the guidelines and frameworks setting out the various schemes creating the credits.

External reserves are invested in the following:

- (i) Time deposits in countries with convertible currencies
- (ii) United States of America Government securities
- (iii) Marketable sovereign bonds from Organisation for Economic Cooperation and Development (OECD) countries which are guaranteed unconditionally by the sovereign governments of these countries, and
- (iv) Marketable securities of multilateral organisations denominated in eligible currencies from OECD countries or as may be directed by the Board of the Central Bank of Nigeria

These are largely managed by external and internal fund managers. External assets are measured for performance using the Merrill Lynch Global Government Bond G-7 1 to 3 Years Index (W1G7) (The "Benchmark"), 100% hedged into US dollars ("USD").

The maximum exposure to any one single issuer, with the exception of the countries that comprise the Benchmark, is limited to five (5) per cent of the market value of the Managed Assets. The Bank's maximum take-up is twenty (20) per cent of any single issue and no investment is made in securities below USD500 million.

Credit Ratings

The minimum credit ratings for different issuer groups by the rating agencies are indicated below.

Issuer Group	Up to 1 year maturities	Over 1 year maturities	Rating description
Sovereign governments	A-1/P-1/F-1	A	Investment grade (Minimum acceptable - Upper medium grade)
Multilateral and supra-national organizations	A-1/P-1/F-1	Aa/AA/AA	Investment grade (Minimum acceptable - Upper medium grade)
U.S. Government guaranteed issues and agencies	A-1/P-1/F-1	Aa/AA/AA	Investment grade (Minimum acceptable - Upper medium grade)
OECD non-U.S. Government guaranteed agencies	A-1/P-1/F-1	Aa/AA/AA	Investment grade (Minimum acceptable - Upper medium grade)
Banks	A-1/P-1/F-1	Not allowed	Investment grade (Minimum acceptable - Upper medium grade)

A-1/P-1/F-1 A short obligation rated in the highest category indicates that the obligor's capacity to meet its financial commitment on the obligation is extremely strong.

FGN Bonds, Treasury Bills, Nigerian Treasury Bonds are sovereign instruments, but are not rated.

In line with its mandate of ensuring financial stability, the Group also provides credits to banks in distress and towards catalysing economic development. For this category of obligors, credits are granted regardless of the credit ratings of the affected institutions but with the overall objective of ensuring a safe and sound financial system.

CENTRAL BANK OF NIGERIA
NOTES TO THE CONSOLIDATED AND SEPARATE FINANCIAL STATEMENTS
FOR THE YEAR ENDED 31 DECEMBER 2015

(All amounts are in millions of Naira, unless otherwise stated)

3. Financial risk management and financial instruments classification (continued)

3.2.2 Maximum exposure to credit risk before collateral held or other credit enhancements

The Group's maximum exposure to credit risk at 31 December 2015 and 31 December 2014 respectively, is represented by the net carrying amounts in the statement of financial position.

The maximum exposure is shown gross, before the effect of the above mitigation factors. The credit risk exposures at the end of each reporting period is representative of the average exposure during the years.

	Group		Bank	
	31 December 2015	31 December 2014	31 December 2015	31 December 2014
	N'million	N'million	N'million	N'million
External reserves- Convertible currencies				
Current accounts with foreign banks	296,152	1,045,436	296,152	1,045,436
Time deposits and money employed	1,920,879	2,168,548	1,920,879	2,168,548
Domiciliary accounts	999,791	570,401	999,791	570,401
Sundry currencies and travellers' cheques	68,208	42,845	68,208	42,845
External reserves - Other foreign securities				
Cash and cash equivalents	26,904	349,399	26,904	349,399
Debt securities:				
- Held for trading	1,599,509	1,338,014	1,599,509	1,338,014
- Held to maturity	352,872	302,052	352,872	302,052
Foreign derivatives				
- Futures contract	200	-	200	-
- Forward contracts	-	21,099	-	21,099
Local derivatives				
- Swap and forward exchange contracts	9,576	2,404	9,576	2,404
IMF Holdings of Special Drawing Rights:				
Holdings of Special Drawing Rights - 20a	456,481	406,403	456,481	406,403
Quota in IMF - 20b	484,476	421,713	484,476	421,713
Loans and receivables	6,401,502	5,005,685	6,470,909	5,002,834
Cash and bank balances in subsidiary	38,821	3,301	-	-
Other assets:				
Account receivables	33,850	34,332	28,627	29,163
Deposit for shares	-	2,500	-	2,500
Local debt securities				
Available-for-sale investments				
Nigerian Treasury Bills	2,533	3,122	2,533	3,122
FGN Bonds	381	128	381	128
Held to maturity investments				
Nigerian Treasury Bills	171,748	60,180	114,203	60,180
FGN Bonds	622,158	117,462	622,158	117,462
Financial guarantee contracts				
Financial guarantee contracts	2,227	4,850	2,227	4,850
Total	13,488,268	11,899,874	13,456,086	11,888,553
Analysis of credit exposure by class:				
Measured at fair value				
At fair value through profit or loss				
Foreign debt securities	1,599,509	1,338,014	1,599,509	1,338,014
Derivatives				
- Derivatives from external reserves	200	21,099	200	21,099
- Derivatives from local swaps and forwards	9,576	2,404	9,576	2,404
	1,609,285	1,361,517	1,609,285	1,361,517
Available for sale debt securities				
- Nigerian Treasury Bills	2,533	3,122	2,533	3,122
- FGN Bonds	381	128	381	128
	2,914	3,250	2,914	3,250
Measured at amortised cost				
Held to maturity investments				
Foreign debt securities	352,872	302,052	352,872	302,052
Local debt securities	793,906	177,642	736,361	177,642
	1,146,778	479,694	1,089,233	479,694

CENTRAL BANK OF NIGERIA
NOTES TO THE CONSOLIDATED AND SEPARATE FINANCIAL STATEMENTS
FOR THE YEAR ENDED 31 DECEMBER 2015

(All amounts are in millions of Naira, unless otherwise stated)

3. Financial risk management and financial instruments classification (continued)

	Group		Bank	
	31 December 2015 N'million	31 December 2014 N'million	31 December 2015 N'million	31 December 2014 N'million
Loans and receivables				
Current account with foreign banks	296,152	1,045,436	296,152	1,045,436
Time deposits and money employed	1,920,879	2,168,548	1,920,879	2,168,548
Domiciliary accounts	999,791	570,401	999,791	570,401
Sundry currencies and travellers' cheques	68,208	42,845	68,208	42,845
Short term deposits	26,904	349,399	26,904	349,399
Holdings of Special Drawing Rights - 20a	456,481	406,403	456,481	406,403
Quota in IMF - 20b	484,476	421,713	484,476	421,713
International Monetary Fund Reserve tranche	23	-	23	-
Loans and receivables	6,401,502	5,005,685	6,470,909	5,002,834
Other assets:				
Accounts receivable	33,850	34,332	28,627	29,163
Deposit for shares	-	2,500	-	2,500
Cash and bank balances in subsidiary	38,821	3,301	-	-
	10,727,087	10,050,563	10,752,450	10,039,242
Off statement of financial position				
Financial guarantee contracts	2,227	4,850	2,227	4,850
Total	13,488,291	11,899,874	13,456,109	11,888,553

	Group		Bank	
	31 December 2015 N'million	31 December 2014 N'million	31 December 2015 N'million	31 December 2014 N'million
Credit quality of External reserves				
A	704,924	1,281,013	704,924	1,281,013
A-	18,760	-	18,760	-
A+	1,496,583	2,423,946	1,496,583	2,423,946
AA+	814	-	814	-
AA-	118,174	216,478	118,174	216,478
B	59,738	-	59,738	-
BB-	-	220,860	-	220,860
BBB+	10,011	-	10,011	-
B+	95,438	94,319	95,438	94,319
Not rated	2,759,370	1,601,025	2,759,370	1,601,025
	5,263,812	5,837,641	5,263,812	5,837,641

	Group		Bank	
	31 December 2015 N'million	31 December 2014 N'million	31 December 2015 N'million	31 December 2014 N'million
Credit quality of cash and cash equivalents				
AAA	3,906	785	-	-
AA	34,824	2,516	-	-
A	91	-	-	-
	38,821	3,301	-	-

3.2.3 Credit concentrations

The monitoring of the Bank's credit risk exposure focuses on two key areas, namely; geographical and sectorial. Concentration risk based on geography is categorized by four locations - Africa, Europe, Asia, America and others while sectorial concentration is based on the Government (Federal Government of Nigeria), financial ,agriculture, energy, power, aviation and manufacturing sectors.

	Group		Bank	
	31 December 2015 N'million	31 December 2014 N'million	31 December 2015 N'million	31 December 2014 N'million
Concentration by sector				
Debt securities				
Federal Government of Nigeria	796,820	180,892	739,275	180,892
Financial services sector - Foreign	1,952,381	1,640,066	1,952,381	1,640,066
Total debt securities	2,749,201	1,820,958	2,691,656	1,820,958
Loans and receivables				
Financial services sector - Foreign	4,252,914	5,004,745	4,252,914	5,004,745
Federal Government of Nigeria	1,082,488	805,730	1,082,488	805,730
Agriculture	124,714	210,842	197,214	210,842
Financial services sector of Nigeria	5,098,985	2,314,641	5,098,985	2,341,327
Power and aviation sector of Nigeria	66,494	300,000	66,494	300,000
Manufacturing	39,862	235,000	39,862	235,000
Other loans	61,630	1,179,605	14,493	1,141,598
Total loans and receivables	10,727,087	10,050,563	10,752,450	10,039,242
Derivatives				
Financial services sector of Nigeria	9,576	2,404	9,576	2,404
Financial services sector - Foreign	200	21,099	200	21,099
	9,776	23,503	9,776	23,503
Off statement of financial position				
Financial guarantee contracts	2,227	4,850	2,227	4,850
Total	13,488,291	11,899,874	13,456,109	11,888,553

CENTRAL BANK OF NIGERIA
NOTES TO THE CONSOLIDATED AND SEPARATE FINANCIAL STATEMENTS
FOR THE YEAR ENDED 31 DECEMBER 2015

(All amounts are in millions of Naira, unless otherwise stated)

3. Financial risk management and financial instruments classification (continued)

The financial guarantee contracts arose from guarantees that were issued by the Central Bank of Nigeria to financial institutions that loaned funds to players in the Small and Medium Enterprises (SMEs) category and agricultural sector. The amount of the guarantees advanced were N1.58 billion and N699 million to the SMEs and agricultural sectors respectively (31 December 2014 :N1.7 billion and N3.1 billion)

	Group		Bank	
	31 December 2015	31 December 2014	31 December 2015	31 December 2014
	N'million	N'million	N'million	N'million
Concentration by location				
Debt securities				
Asia	330,568	366,614	330,568	366,614
Europe	3,049,128	3,381,614	3,049,128	3,381,614
USA	1,773,860	1,967,287	1,773,860	1,967,287
Others	110,256	122,279	110,256	122,279
Nigeria	8,224,479	6,062,080	8,192,297	6,050,759
	13,488,291	11,899,874	13,456,109	11,888,553

3.2.4 Credit quality

	Group		Bank	
	31 December 2015	31 December 2014	31 December 2015	31 December 2014
	N'million	N'million	N'million	N'million
Loans and receivables and debt securities				
Neither past due nor impaired				
- Local debt securities	796,820	180,892	739,275	180,892
- External reserves	5,264,515	5,837,794	5,264,515	5,837,794
- Other loans and receivables	6,474,173	5,045,818	6,499,536	5,034,497
- IMF receivables	940,957	828,116	940,957	828,116
Past due but not impaired	-	-	-	-
Impaired:				
Individually impaired	160,893	162,445	160,893	161,621
Gross	13,637,358	12,055,065	13,605,176	12,042,920
Impairment allowance:				
Specific impairment	(160,893)	(162,445)	(160,893)	(161,621)
Net	13,476,465	11,892,620	13,444,283	11,881,299

The loans and receivables analysed above are made up of long term loans extended to the Asset Management Corporation of Nigeria (AMCON) and Banks by the Central Bank of Nigeria in discharging its mandate of ensuring financial system stability. These loans in addition to IMF receivables are not rated as they are not advanced for generating commercial returns. Investment in local quoted debt securities represents investment in Nigerian Government debt (B+ rating) which are backed by the full faith and credit of the Nigerian Government.

Debt securities include investments in high quality debt instruments that constitute external reserves.

Individually impaired loans are loans that were provided to liquidated banks. The counterparties are under liquidation hence the recoverability of the loans is doubtful.

(a) Loans and receivables neither past due nor impaired

The loans and advances that were neither due nor impaired comprises loans and cash and cash equivalents. The credit quality of the cash and cash equivalents as provided in Note 3.2.2 . The loans and other receivables are not rated.

(b) Financial assets individually impaired

The credit quality of cash and cash equivalents, short-term investments and investments in government securities that were neither past due nor impaired can be assessed by reference to rating agency designation at 31 December 2015 and 31 December 2014 provided for financial assets classified under external reserves in Note 3.2.2 under Credit Quality of loans and receivables and cash and cash equivalents.

Local debt securities are not rated.

3.3 Liquidity risk

Liquidity risk refers to the potential that Group to close the gap between demand and supply of financial resources required to honour its obligations and ensure monetary, price and financial system stability.

The main goal of liquidity management of the Group is to ensure that funding is available as and when required to meet its maturing obligations while promoting economic growth and a sound financial system.

3.3.1 Management of liquidity risk

The Central Bank of Nigeria Act 2007 empowers the Group to create the required settlement balances. Consequently, operations are not expected to be constrained by cash flow. However, annual budgets are made for the Group's operations to control the Group's obligations and prevent the need for fiat money which have potential impact on inflation and other economic indices.

On the other hand, the Group is exposed to liquidity risk in foreign currency. To limit the risk, the Group actively manages the external reserves to ensure sufficient liquidity in key foreign currencies to prevent shocks to the financial and national payment systems. For instance, as part of the Bank's Strategic Asset Allocation (SAA), annual liquidity tranching of the external reserves is conducted.

In addition, to ensure effective liquidity management, the Group has set liquidity thresholds and approved criteria for selecting eligible securities and other investments in its Strategic Asset Allocation framework.

CENTRAL BANK OF NIGERIA
NOTES TO THE CONSOLIDATED AND SEPARATE FINANCIAL STATEMENTS
FOR THE YEAR ENDED 31 DECEMBER 2015

(All amounts are in millions of Naira, unless otherwise stated)

3. Financial risk management and financial instruments classification (continued)

3.3.2 Maturity analysis

The table below analyses the Group's financial liabilities into relevant maturity groupings based on the remaining period at the reporting date to the contractual maturity date. The balances in this table do not correspond to the balances in the Statement of financial position, since the table presents all contractual cash flows on an undiscounted basis.

Group 31 December 2015	0 - 30 days N'million	31 - 90 days N'million	91 - 180 days N'million	181 - 365 days N'million	Over 1 year but less than 5		Total N'million
					years N'million	Over 5 years N'million	
Deposits							
Government deposits	3,590,766	-	-	-	-	-	3,590,766
Other accounts	1,154,748	-	-	-	-	-	1,154,748
Financial institutions- current and settlement accounts	1,208,958	-	-	-	-	-	1,208,958
Financial institutions - Banks' reserve accounts	2,476,571	-	-	-	-	-	2,476,571
IMF related liabilities							
IMF related liabilities	484,492	-	-	-	-	-	484,492
IMF allocation of Special Drawing Rights	456,550	-	-	-	-	-	456,550
Central Bank of Nigeria Instruments							
Open Market Operations - Central Bank of Nigeria Bills	577,981	652,119	438,740	571,141	-	-	2,239,981
Central Bank of Nigeria Promissory Notes	-	-	-	96	-	-	96
Bank notes and coins in circulation	1,857,788	-	-	-	-	-	1,857,788
Other liabilities							
Accrued charges	18,197	-	-	-	-	-	18,197
Surplus payable to Federal Government of Nigeria	87,124	-	-	-	-	-	87,124
Sundry payables	820,555	-	-	-	-	-	820,555
IBRD - SME loan	51	-	-	-	-	-	51
Trade payables	5,056	-	-	-	-	-	5,056
Bank borrowings and overdraft	21,890	-	-	-	-	-	21,890
Derivatives	-	-	556	4,872	19,802	-	25,230
Financial guarantee contract	-	593	-	186	1,320	128	2,227
Total financial liabilities	12,760,727	652,712	439,296	576,295	21,122	128	14,450,280
Bank							
Bank 31 December 2015	0 - 30 days N'million	31 - 90 days N'million	91 - 180 days N'million	181 - 365 days N'million	Over 1 year but less than 5		Total N'million
Deposits							
Government deposits	3,590,766	-	-	-	-	-	3,590,766
Other accounts	1,154,748	-	-	-	-	-	1,154,748
Financial institutions- current and settlement accounts	1,208,958	-	-	-	-	-	1,208,958
Financial institutions - Banks' reserve accounts	2,476,571	-	-	-	-	-	2,476,571
IMF related liabilities							
IMF related liabilities	484,492	-	-	-	-	-	484,492
IMF allocation of Special Drawing Rights	456,550	-	-	-	-	-	456,550
Central Bank of Nigeria Instruments							
Open Market Operations - Central Bank of Nigeria Bills	577,981	652,119	438,740	571,141	-	-	2,239,981
Central Bank of Nigeria Promissory Notes	-	-	-	96	-	-	96
Bank notes and coins in circulation	1,857,805	-	-	-	-	-	1,857,805
Other liabilities							
Accrued charges	16,018	-	-	-	-	-	16,018
Surplus payable to Federal Government of Nigeria	87,124	-	-	-	-	-	87,124
Sundry payables	818,119	-	-	-	-	-	818,119
IBRD - SME loan	51	-	-	-	-	-	51
Derivatives arising from swap and forward exchange contracts	-	-	556	4,872	19,802	-	25,230
Financial guarantee contract	-	593	-	186	1,320	128	2,227
Total financial liabilities	12,729,183	652,712	439,296	576,295	21,122	128	14,418,736

CENTRAL BANK OF NIGERIA
NOTES TO THE CONSOLIDATED AND SEPARATE FINANCIAL STATEMENTS
FOR THE YEAR ENDED 31 DECEMBER 2015

(All amounts are in millions of Naira, unless otherwise stated)

3. Financial risk management and financial instruments classification (continued)

Group 31 December 2014	0 - 30 days N'million	31 - 90 days N'million	91 - 180 days N'million	181 - 365 days N'million	Over 1 year but less than 5 years		Total N'million
					N'million	N'million	
Deposits							
Government deposits	1,432,462	-	-	-	-	-	1,432,462
Other accounts	1,199,238	-	-	-	-	-	1,199,238
Financial institutions- current and settlement accounts	564,179	-	-	-	-	-	564,179
Financial institutions - Banks' reserve accounts	3,583,636	-	-	-	-	-	3,583,636
IMF related liabilities							
IMF related liabilities	421,727	-	-	-	-	-	421,727
IMF allocation of Special Drawing Rights	406,458	-	-	-	-	-	406,458
Central Bank of Nigeria							
Instruments							
Open Market Operations - Central Bank of Nigeria Bills	817,298	944,696	1,047,151	-	-	-	2,809,145
Bank notes and coins in circulation	1,797,832	-	-	-	-	-	1,797,832
Other liabilities							
Accrued charges	17,784	-	-	-	-	-	17,784
Surplus payable to Federal Government of Nigeria	152,654	-	-	-	-	-	152,654
Sundry payables	717,909	-	-	-	-	-	717,909
IBRD - SME loan	51	-	-	-	-	-	51
Trade payables	2,920	-	-	-	-	-	2,920
Bank borrowings and overdraft	20,493	-	-	-	-	-	20,493
Derivatives	18,244	36	6,425	-	-	-	24,705
Financial guarantee contract	-	-	-	-	4,850	-	4,850
Total financial liabilities	11,152,885	944,732	1,053,576	-	4,850	-	13,156,043

Bank 31 December 2014	0 - 30 days N'million	31 - 90 days N'million	91 - 180 days N'million	181 - 365 days N'million	Over 1 year but less than 5 years		Total N'million
					N'million	N'million	
Deposits							
Government deposits	1,432,462	-	-	-	-	-	1,432,462
Other accounts	1,199,238	-	-	-	-	-	1,199,238
Financial institutions- current and settlement accounts	564,179	-	-	-	-	-	564,179
Financial institutions - Banks' reserve accounts	3,583,636	-	-	-	-	-	3,583,636
IMF related liabilities							
IMF related liabilities	421,727	-	-	-	-	-	421,727
IMF allocation of Special Drawing Rights	406,458	-	-	-	-	-	406,458
Central Bank of Nigeria							
Instruments							
Open Market Operations - Central Bank of Nigeria Bills	817,298	944,696	1,047,151	-	-	-	2,809,145
Bank notes and coins in circulation	1,797,842	-	-	-	-	-	1,797,842
Other liabilities							
Accrued charges	17,515	-	-	-	-	-	17,515
Surplus payable to Federal Government of Nigeria	152,654	-	-	-	-	-	152,654
Sundry payables	717,608	-	-	-	-	-	717,608
IBRD - SME loan	51	-	-	-	-	-	51
Financial guarantee contract	-	-	-	-	4,850	-	4,850
Total financial liabilities	11,110,668	944,696	1,047,151	-	4,850	-	13,107,365

**CENTRAL BANK OF NIGERIA
NOTES TO THE CONSOLIDATED AND SEPARATE FINANCIAL STATEMENTS
FOR THE YEAR ENDED 31 DECEMBER 2015**

(All amounts are in millions of Naira, unless otherwise stated)

3. Financial risk management and financial instruments classification (continued)

3.4 Market risk

Market risk is the potential loss from adverse movements in market indices such as interest rates, foreign exchange rates, equity prices and commodity prices which could adversely affect the Group's earnings and capital, thereby inhibiting its ability to achieve its mandate and strategic objectives.

The Group adopts a conservative approach to risk taking in view of the potential impact of losses to the economy and therefore does not ordinarily engage in active trading. However, it is exposed to losses in its holdings of fixed income debt and developmental securities. The potential loss from these instruments is mitigated by using appropriate limits and the engagement of fund managers with specific mandates.

Key components of the Group's market risk include the following:

Interest Rate Risk

Interest rate risk is the risk that the fair value or future cash flows of a financial instrument will fluctuate because of changes in market interest rates. The Group's exposure to the risk of changes in market interest rates relates primarily to fixed rate financial assets and financial liabilities that are re-measured to fair value.

The Group's investment portfolio is comprised of bills, bonds, notes and cash deposits in multilateral, sovereign, and supranational institutions spread across Europe, Asia and the United States of America. The Group is exposed to the risk of movements in interest rates in these jurisdictions.

Commodity price risk

Commodity risk is the uncertainty in future income and value of a portfolio caused by fluctuation in the price of commodities such as crude oil and agricultural products. As income from crude oil contribute about 88% of the countries income stream, volatility in the price of crude oil affects accretion to external reserves managed by the Group. Between January and December 2015, the bench mark price of crude oil fell from USD 58.87 to a 12year low of USD 36.72.

Equity price risk

The Group's unlisted equity securities are susceptible to market price risk arising from uncertainties about future values of the investment securities. The Group manages the equity price risk by placing limits on total equity instruments. The Group's Board of Directors reviews and approves all equity investment decisions.

At the reporting date, the exposure to unlisted equity securities at fair value was N37,733 million. Sensitivity analyses of these investments have been provided in Note 3.5.

Foreign Exchange Risk

Foreign exchange risk is the risk of change in the value of the Group's investments due to movements in exchange rates. Foreign exchange risk management is important given the Group's mandate to maintain the external reserves in order to safeguard the international value of the Naira.

3.4.1 Management of market risk

The Group adopts a conservative approach to risk taking in view of the potential impact of losses to the economy and therefore does not ordinarily engage in active trading. However, it is exposed to losses in its holdings of fixed income debt and developmental securities. The potential loss from these instruments is mitigated by using appropriate limits and the engagement of fund managers with specific mandates.

Interest rate risk

To mitigate the interest rate risk, the Group diversifies its portfolio and adopts appropriate guidelines and standards set by the Group's Investment Committee which details the types, tenor and limits of its investments.

Commodity price risk

Volatility in the price of crude oil affects accretion to external reserves managed by the Group. The Group continues to collaborate with other stakeholders to promote and advocate for the diversification of the economy from status quo.

Equity price risk

The Group manages the equity price risk through diversification and by placing limits on individual and total equity instruments. The Group's equity investments are carried at cost as fair values were not determinable. Consequently no equity price risk sensitivity is presented.

Foreign exchange risk

The Group's foreign exchange risk exposure is mitigated primarily by diversification of foreign exchange portfolio with significant holdings in the currency in which the highest amount of foreign transactions are settled; intervention in the local foreign exchange market and limits on foreign exchange holdings by financial institutions.

3.4.2 Measurement of market risk

The Group adopted tools, techniques and methodologies such as correlation analysis, causal analysis, duration, convexity, gap analysis, vulnerabilities, VaR, EaR, stop loss, and gain-loss spread to monitor limits in line with the Group's risk appetite.

The Group's aggregate market risk exposure is evaluated periodically to support risk decision making and ensure optimal portfolio management.

CENTRAL BANK OF NIGERIA
NOTES TO THE CONSOLIDATED AND SEPARATE FINANCIAL STATEMENTS
FOR THE YEAR ENDED 31 DECEMBER 2015

(All amounts are in millions of Naira, unless otherwise stated)

3. Financial risk management and financial instruments classification (continued)

3.4.3 Interest rate risk

Interest rate sensitivity

Sensitivity to changes in interest rates is relevant to financial assets or financial liabilities bearing floating interest rates due to the risk that future cash flows will fluctuate. However, sensitivity will also be relevant to fixed rate financial assets and financial liabilities that are re-measured to fair value.

The impact of a 0.1% increase/decrease in market yield on financial assets classified as held for trading, with all other variables held constant, will reduce/increase the group's profit before tax by N6.867 million (31 December 2014: N5.843 million)

Equity price risk

The Group's unlisted equity investments are susceptible to market price risk arising from uncertainties about future values of the investment. The Group manages the equity price risk by placing limits on individual and total equity instruments. The Group's Board of Directors reviews and approves all equity investment decisions.

At the reporting date, the exposure to unlisted equity investment at fair value was N37,733 million. Sensitivity analyses of these investments have been provided in note 3.5.

Foreign exchange risk sensitivity analysis

The table below indicates the financial instruments and foreign currencies to which the Group had significant exposure at each reporting date. The analysis calculates the effect of a 5% movement of the Naira against the foreign currencies (all other variables being held constant) on the income statement (due to the fair value of currency sensitive monetary assets and liabilities). A negative amount in the table reflects a potential net reduction in income statement or equity, while a positive amount reflects a net potential increase.

Consequently the foreign exchange sensitivity risk for the year the 2015 shows the highest, lowest and average exposures during the year.

The exchange rates used for converting foreign denominated balances as at the end of 2015 was N196.50 to USD 1 (2014 : N167.50 to USD 1)

	Group Effect of a 5% appreciation of the Naira against foreign currencies on income statement			Bank Effect of a 5% depreciation of the Naira against foreign currencies on income statement		
	Carrying Amount in Naira N'million	Effect of a 5% depreciation of the Naira against foreign currencies on income statement N'million	Effect of a 5% appreciation of the Naira against foreign currencies on income statement N'million	Carrying Amount in Naira N'million	Effect of a 5% depreciation of the Naira against foreign currencies on income statement N'million	Effect of a 5% appreciation of the Naira against foreign currencies on income statement N'million
31 December 2015						
Foreign currency denominated financial assets						
Current account with foreign banks	296,152	(14,808)	14,808	296,152	(14,808)	14,808
Time deposits and money employed	1,920,879	(96,044)	96,044	1,920,879	(96,044)	96,044
Domiciliary accounts	999,791	(49,990)	49,990	999,791	(49,990)	49,990
Other foreign securities	1,978,759	(98,938)	98,938	1,978,759	(98,938)	98,938
Sundry currencies and travellers' cheques	68,208	(3,410)	3,410	68,208	(3,410)	3,410
IMF Assets	940,957	(47,048)	47,048	940,957	(47,048)	47,048
Derivative financial assets	9,576	(479)	479	9,576	(479)	479
Cash and cash equivalents in subsidiary	38,821	(1,941)	1,941	-	-	-
	6,253,143	(312,658)	312,658	6,214,322	(310,717)	310,717
Foreign currency denominated financial liabilities						
IMF Liabilities	941,042	47,052	(47,052)	941,042	47,052	(47,052)
Derivative financial liabilities	25,230	1,262	(1,262)	25,230	1,262	(1,262)
	966,272	48,314	(48,314)	966,272	48,314	(48,314)
Net position	5,286,871	(264,344)	264,344	5,248,050	(262,403)	262,403

CENTRAL BANK OF NIGERIA
NOTES TO THE CONSOLIDATED AND SEPARATE FINANCIAL STATEMENTS
FOR THE YEAR ENDED 31 DECEMBER 2015

(All amounts are in millions of Naira, unless otherwise stated)

The foreign currency risk according to the various currencies in which the Group had balances in are as follows:

Financial assets analysed according to currencies	Closing rate N	Group			Bank		
		Carrying Amount in Naira N'million	appreciation of the Naira against foreign currencies on income statement N'million	Effect of a 5% depreciation of the Naira against foreign currencies on income statement N'million	Carrying Amount in Naira N'million	Effect of a 5% appreciation of the Naira against foreign currencies on income statement N'million	Effect of a 5% depreciation of the Naira against foreign currencies on income statement N'million
United States Dollar	196.50	4,465,056	(223,253)	223,253	4,426,240	(221,312)	221,312
Euro	214.11	332,166	(16,608)	16,608	332,166	(16,609)	16,609
British Pounds Sterling	291.19	134,530	(6,727)	6,727	134,525	(6,726)	6,726
Chinese Renminbi	30.25	378,622	(18,931)	18,931	378,622	(18,931)	18,931
Japanese Yen	1.63	1,575	(79)	79	1,575	(79)	79
IMF SDR	272.51	940,957	(47,048)	47,048	940,957	(47,048)	47,048
Others	-	237	(12)	12	237	(12)	12
		6,253,143	(312,658)	312,658	6,214,322	(310,717)	310,717
Financial liabilities analysed according to currencies							
IMF SDR	272.51	941,042	47,052	(47,052)	941,042	47,052	(47,052)
United States Dollar	196.50	25,230	1,262	(1,262)	25,230	1,262	(1,262)
		966,272	48,314	(48,314)	966,272	48,314	(48,314)
Net position		5,286,871	(264,344)	264,344	5,248,050	(262,403)	262,403

31 December 2014	Closing rate N	Group			Bank		
		Carrying Amount in Naira N'million	appreciation of the Naira against foreign currencies on income statement N'million	Effect of a 5% depreciation of the Naira against foreign currencies on income statement N'million	Carrying Amount in Naira N'million	Effect of a 5% appreciation of the Naira against foreign currencies on income statement N'million	Effect of a 5% depreciation of the Naira against foreign currencies on income statement N'million
Foreign currency denominated financial assets							
Current account with foreign banks		1,045,436	(52,272)	52,272	1,045,436	(52,272)	52,272
Time deposits and money employed		2,168,548	(108,427)	108,427	2,168,548	(108,427)	108,427
Domiciliary accounts		570,401	(28,520)	28,520	570,401	(28,520)	28,520
Other foreign securities		2,010,388	(100,519)	100,519	2,010,388	(100,519)	100,519
Sundry currencies and travellers' cheques		42,845	(2,142)	2,142	42,845	(2,142)	2,142
IMF Assets		828,116	(41,406)	41,406	828,116	(41,406)	41,406
Derivative financial assets		2,404	(120)	120	2,404	(120)	120
Cash and cash equivalents from subsidiaries		4,490	(224)	224	-	-	-
		6,672,628	(333,630)	333,630	6,668,138	(333,406)	333,406
Foreign denominated financial liabilities							
IMF Liabilities		828,185	41,409	(41,409)	828,185	41,409	(41,409)
Derivative financial liabilities		24,704	1,235	(1,235)	24,704	1,235	(1,235)
		852,889	42,644	(42,644)	852,889	42,644	(42,644)
Net position		5,819,739	(290,986)	290,986	5,815,249	(290,762)	290,762

The foreign currency risk according to the various currencies in which the Group had balances in are as follows:

Financial assets analysed according to currencies	Closing rate N	Group			Bank		
		Carrying Amount in Naira N'million	appreciation of the Naira against foreign currencies on income statement N'million	Effect of a 5% depreciation of the Naira against foreign currencies on income statement N'million	Carrying Amount in Naira N'million	Effect of a 5% appreciation of the Naira against foreign currencies on income statement N'million	Effect of a 5% depreciation of the Naira against foreign currencies on income statement N'million
United States Dollar	167.50	4,966,893	(248,344)	248,347	4,964,648	(248,232)	248,232
Euro	203.55	373,618	(18,680)	18,680	371,373	(18,568)	18,568
British Pounds Sterling	261.47	133,904	(6,695)	6,695	133,904	(6,695)	6,695
Chinese Renminbi	26.98	368,499	(18,424)	18,424	368,499	(18,425)	18,425
Japanese Yen	1.40	1,358	(67)	67	1,358	(68)	68
IMF SDR	242.61	828,116	(41,408)	41,405	828,116	(41,406)	41,406
Others	-	240	(12)	12	240	(12)	12
		6,672,628	(333,630)	333,630	6,668,138	(333,406)	333,406
Financial liabilities analysed according to currencies							
IMF SDR	242.61	828,185	41,409	(41,409)	828,185	41,409	(41,409)
United States Dollar	167.50	24,704	1,235	(1,235)	24,704	1,235	(1,235)
		852,889	42,644	(42,644)	852,889	42,644	(42,644)
Net position		5,819,739	(290,986)	290,986	5,815,249	(290,762)	290,762

CENTRAL BANK OF NIGERIA
NOTES TO THE CONSOLIDATED AND SEPARATE FINANCIAL STATEMENTS
FOR THE YEAR ENDED 31 DECEMBER 2015

(All amounts are in millions of Naira, unless otherwise stated)

Other risks faced by the Group include the following:

(a) Operational risk

Operational Risk is the potential for loss resulting from failure or inadequacy of the Group's internal processes, people, systems and from external events.

Operational risk management in the Group is aimed at ensuring that these risks are identified and mitigated in a proactive and repeatable approach to ensure the Group is able to achieve its strategic objectives.

The Group's operational risk management process involves risk identification, assessment, treatment, monitoring and reporting. The primary responsibility for identifying risk events affecting the Group's operations, staff and Information Technology services resides with the Business Units. Tools such as the Risk Control Self-Assessment (RCSA), Independent Risk Assessment (IRA), surveys and risk questionnaires are widely used for risk identification, assessment and mitigation.

Each risk identified is assessed based on the likelihood of their occurrence and impact on the Group's operations. The evaluated risks are classified as 'High', 'Medium' or 'Low' depending on their severity. The Group's response to risk events includes 'accept', 'reduce', 'transfer/share' or 'avoid'.

The Group has initiated Business Continuity Management (BCM) processes to ensure its resilience to threats that may impede the continuity of mandate-critical operations and allow business operations return to pre-determined levels following a disruption.

(b) Reputational risk

The Group's reputation and credibility are critical to achieving its key policy objectives of monetary, price and financial system stability. Reputational risk can arise from negative publicity arising from the action or inaction of the Group and its employees etc.

The Board of the Bank has approved a reputational risk management framework in addition to other policies to identify, assess and mitigate stakeholders' perception issues. The implementation of the reputational risk framework is assisting the Group to maintain its credibility, build local and international investor confidence and enhance its accountability.

CENTRAL BANK OF NIGERIA
NOTES TO THE CONSOLIDATED AND SEPARATE FINANCIAL STATEMENTS
FOR THE YEAR ENDED 31 DECEMBER 2015

(All amounts are in millions of Naira, unless otherwise stated)

3. Financial risk management and financial instruments classification (continued)

3.5 Fair value measurement

IFRS 13 requires an entity to classify measured or disclosed fair values according to a hierarchy that reflects the significance of observable inputs.

All assets and liabilities for which fair value is measured or disclosed in the financial statements are categorised within the fair value hierarchy, which comprises of three levels as described below, based on the lowest level input that is significant to the fair value measurement as a whole.

(a) Financial instruments measured at fair value and for which fair value is disclosed

IFRS 13 specifies a hierarchy of valuation techniques based on whether the inputs to those valuation techniques are observable or unobservable. Observable input reflect market data obtained from independent sources; unobservable inputs reflect the Bank's market assumptions.

All assets and liabilities for which fair value is measured or disclosed in the financial statements are categorised within the fair value hierarchy, described as follows, based on the lowest level input that is significant to the fair value measurement as a whole.

- Level 1: Inputs that are quoted market prices (unadjusted) in active markets for identical assets or liabilities.
- Level 2: Inputs other than quoted prices included within Level 1 that are observable for the asset or liability, either directly (i.e. as prices) or indirectly (i.e. derived from prices). This category includes instruments valued using: quoted market prices in active markets for similar instruments; quoted prices for identical or similar instruments in markets that are considered less than active, or other valuation technique in which all significant inputs are directly or indirectly observable from market data.
In conclusion, this category is for valuation techniques for which the lowest level input that is significant to the fair value measurement is directly or indirectly observable.
- Level 3: Inputs for the asset or liability that are not based on observable market data (unobservable inputs). This category includes all assets and liabilities for which the valuation technique includes inputs not based on observable data and the unobservable inputs have a significant effect on the asset or liability's valuation. This category includes instruments that are valued based on quoted prices for similar instruments for which significant unobservable adjustments or assumptions are required to reflect differences between the instruments.

This hierarchy requires the use of observable market data when available. CBN considers relevant and observable market prices in its valuations where possible. There have been no transfers between levels in the year.

There were no movements between Level 1 to Level 3 categories financial instruments during the year

31 December 2015	Level 1	Level 2	Level 3	Total
Group	N 'million	N 'million	N 'million	N 'million
Financial assets measured at fair value				
External reserves				
Debt Securities:				
- Held for trading	1,599,509	-	-	1,599,509
Derivatives:				
- Forward contracts	-	200	-	200
Local derivative financial assets				
Derivatives arising from swap and forward exchange contracts	-	9,576	-	9,576
Local securities				
Quoted securities				
Nigerian Treasury Bills - available for sale	-	2,533	-	2,533
FGN Bonds- available for sale	381	-	-	381
Unquoted securities				
Equity shares	-	-	37,733	37,733
	1,599,890	12,309	37,733	1,649,932

CENTRAL BANK OF NIGERIA
NOTES TO THE CONSOLIDATED AND SEPARATE FINANCIAL STATEMENTS
FOR THE YEAR ENDED 31 DECEMBER 2015

(All amounts are in millions of Naira, unless otherwise stated)

3. Financial risk management and financial instruments classification (continued)

3.5 Fair value measurement (continued)

Assets for which fair values are disclosed	Level 1 N 'million		Level 2 N 'million		Level 3 N 'million		Total N 'million	
	Carrying amount	Fair value	Carrying amount	Fair value	Carrying amount	Fair value	Carrying amount	Fair value
External reserves								
Debt securities	352,872	355,753	-	-	-	-	352,872	355,753
Loans and receivables	-	-	6,401,502	6,545,727	-	-	6,401,502	6,545,727
Local listed Debt securities								
Nigerian Treasury Bills	-	-	171,748	172,701	-	-	171,748	172,701
- FGN Bonds	622,158	673,056	-	-	-	-	622,158	673,056
	975,030	1,028,809	6,573,250	6,718,428	-	-	7,548,280	7,747,237

Liabilities measured at fair value	Level 1	Level 2	Level 3	Total
	N 'million	N 'million	N 'million	N 'million
Foreign Derivatives:				
- Futures contract	-	726	-	726
Local Derivative financial instruments				
- Derivatives arising from forward exchange contracts and swaps	-	25,230	-	25,230
	-	25,956	-	25,956

Liabilities for which fair values are disclosed	Level 1 N 'million		Level 2 N 'million		Level 3 N 'million		Total N 'million	
	Carrying amount	Fair value	Carrying amount	Fair value	Carrying amount	Fair value	Carrying amount	Fair value
Central Bank of Nigeria Instruments								
Open Market Operations - Central Bank of Nigeria Bills	-	-	2,239,981	2,272,441	-	-	2,239,981	2,272,441
Central Bank of Nigeria Promissory Notes	-	-	96	93	-	-	96	93
	-	-	2,240,077	2,272,534	-	-	2,240,077	2,272,534

CENTRAL BANK OF NIGERIA
NOTES TO THE CONSOLIDATED AND SEPARATE FINANCIAL STATEMENTS
FOR THE YEAR ENDED 31 DECEMBER 2015

(All amounts are in millions of Naira, unless otherwise stated)

3. Financial risk management and financial instruments classification (continued)

3.5 Fair value measurement (continued)

Bank				
31 December 2015		Level 1	Level 2	Level 3
		N 'million	N 'million	N 'million
Financial assets measured at fair value				Total
				N 'million
External reserves				
Debt securities:				
- Held for trading		1,599,509	-	-
Derivatives:				
- Futures contract		-	-	-
- Forward contracts		-	200	-
Local derivative financial assets				
Derivatives arising from swap contracts		-	9,576	-
Local securities				
Nigerian Treasury Bills- available for sale		-	2,533	-
FGN bonds- available for sale		381	-	-
Unquoted securities				
Equity shares		-	-	37,733
		1,599,890	12,309	37,733
				1,649,932

	Level 1		Level 2		Level 3		Total	
	N 'million		N 'million		N 'million		N 'million	
Assets for which fair values are disclosed	Carrying amount	Fair value	Carrying amount	Fair value	Carrying amount	Fair value	Carrying amount	Fair value
External reserves								
Debt securities	352,872	355,753	-	-	-	-	352,872	355,753
Loans and receivables	-	-	6,470,909	6,615,134	-	-	6,470,909	6,615,134
Local securities								
Local listed debt securities								
Nigerian Treasury Bills	-	-	114,203	115,156	-	-	114,203	115,156
FGN Bonds	622,158	673,056	-	-	-	-	622,158	673,056
	975,030	1,028,809	6,585,112	6,730,290	-	-	7,560,142	7,759,099

CENTRAL BANK OF NIGERIA
NOTES TO THE CONSOLIDATED AND SEPARATE FINANCIAL STATEMENTS
FOR THE YEAR ENDED 31 DECEMBER 2015

(All amounts are in millions of Naira, unless otherwise stated)

3. Financial risk management and financial instruments classification (continued)

3.5 Fair value measurement (continued)

	Level 1 N 'million	Level 2 N 'million	Level 3 N 'million	Total N 'million
Liabilities measured at fair value				
Foreign Derivatives:				
- Futures contract	726	-	-	726
Local derivative financial assets				
- Derivatives arising from swap contracts	-	25,230	-	25,230
	726	25,230	-	25,956

	Level 1 N 'million		Level 2 N 'million		Level 3 N 'million		Total N 'million	
	Carrying amount	Fair value	Carrying amount	Fair value	Carrying amount	Fair value	Carrying amount	Fair value
Central Bank of Nigeria Instruments								
Open Market Operations - Central Bank of Nigeria Bills	-	-	2,239,981	2,272,441	-	-	2,239,981	2,272,441
Central Bank of Nigeria Promissory Notes	-	-	96	93	-	-	96	93
	-	-	2,240,077	2,272,534	-	-	2,240,077	2,272,534

**Group
31 December 2014**

	Level 1 N 'million	Level 2 N 'million	Level 3 N 'million	Total N 'million
Financial assets measured at Fair value				
External reserves				
Debt securities:				
- Held for trading	1,338,014	-	-	1,338,014
Derivatives:				
- Forward contracts	-	21,099	-	21,099
Local Derivative financial assets				
Derivatives arising from swap and forward exchange contracts	-	2,404	-	2,404
Local securities				
Nigerian Treasury Bills- available for sale	-	3,122	-	3,122
FGN bonds- available for sale	128	-	-	128
	1,338,142	26,625	-	1,364,767

	Level 1 N 'million		Level 2 N 'million		Level 3 N 'million		Total N 'million	
	Carrying amount	Fair value	Carrying amount	Fair value	Carrying amount	Fair value	Carrying amount	Fair value
Assets for which fair values are disclosed								
External reserves								
Debt securities								
Debt securities	302,052	305,746	-	-	-	-	302,052	305,746
Loans and receivables	-	-	5,005,685	4,263,709	-	-	5,005,685	4,263,709
Local listed debt securities								
Nigerian Treasury Bills	117,462	103,916	60,180	55,306	-	-	60,180	55,306
FGN Bonds	117,462	103,916	-	-	-	-	117,462	103,916
	419,514	409,662	5,065,865	4,319,015	-	-	5,485,379	4,728,677

CENTRAL BANK OF NIGERIA
NOTES TO THE CONSOLIDATED AND SEPARATE FINANCIAL STATEMENTS
FOR THE YEAR ENDED 31 DECEMBER 2015

(All amounts are in millions of Naira, unless otherwise stated)

3. Financial risk management and financial instruments classification (continued)

3.5 Fair value measurement (continued)

	Level 1 N 'million	Level 2 N 'million	Level 3 N 'million	Total N 'million
Liabilities measured at fair value				
Foreign Derivatives:				
- Futures contract	-	176	-	176
Local derivative financial instruments				
- Derivatives arising from forward exchange contracts and swaps	-	24,704	-	24,704
	-	24,880	-	24,880

	Level 1 N 'million		Level 2 N 'million		Level 3 N 'million		Total N 'million	
	Carrying amount	Fair value	Carrying amount	Fair value	Carrying amount	Fair value	Carrying amount	Fair value
Liabilities for which fair values are disclosed								
Central Bank of Nigeria Instruments								
Open Market Operations - Central Bank of Nigeria Bills	-	-	2,755,611	2,742,811	-	-	2,755,611	2,742,811
	-	-	2,755,611	2,742,811	-	-	2,755,611	2,742,811

	Level 1 N 'million	Level 2 N 'million	Level 3 N 'million	Total N 'million
Bank				
31 December 2014				
Financial assets measured at Fair value				
External reserves				
Debt securities:				
- Held for trading	1,338,014	-	-	1,338,014
Derivatives:				
- Forward contracts	-	21,099	-	21,099
Local Derivative financial assets				
Derivatives arising from forward exchange contracts	-	2,404	-	2,404
Local securities				
Nigerian Treasury Bills- available for sale	3,122	-	-	3,122
FGN bonds- available for sale	128	-	-	128
	1,341,264	23,503	-	1,364,767

	Level 1 N 'million		Level 2 N 'million		Level 3 N 'million		Total N 'million	
	Carrying amount	Fair value	Carrying amount	Fair value	Carrying amount	Fair value	Carrying amount	Fair value
Assets for which fair values are disclosed								
External reserves								
Debt securities	302,052	305,746	-	-	-	-	302,052	305,746
Loans and receivables	-	-	5,002,834	4,261,486	-	-	5,002,834	4,261,486
Local listed debt securities								
Nigerian Treasury Bills	-	-	60,180	55,306	-	-	60,180	55,306
FGN Bonds	117,462	103,916	-	-	-	-	117,462	103,916
	419,514	409,662	5,063,014	4,316,792	-	-	5,482,528	4,726,454

CENTRAL BANK OF NIGERIA
NOTES TO THE CONSOLIDATED AND SEPARATE FINANCIAL STATEMENTS
FOR THE YEAR ENDED 31 DECEMBER 2015

(All amounts are in millions of Naira, unless otherwise stated)

3. Financial risk management and financial instruments classification (continued)

3.5 Fair value measurement (continued)

	Level 1 N 'million	Level 2 N 'million	Level 3 N 'million	Total N 'million
Liabilities measured at fair value				
Foreign Derivatives:				
- Futures contract	-	176	-	176
Local Derivative financial instruments				
- Derivatives arising from forward exchange contracts and swaps	-	24,704	-	24,704
	-	24,880	-	24,880

Liabilities for which fair values are disclosed	Level 1 N 'million		Level 2 N 'million		Level 3 N 'million		Total N 'million	
	Carrying amount	Fair value	Carrying amount	Fair value	Carrying amount	Fair value	Carrying amount	Fair value
Central Bank of Nigeria Instruments								
Open Market Operations - Central Bank of Nigeria Bills	-	-	2,755,611	2,742,811	-	-	2,755,611	2,742,811
	-	-	2,755,611	2,742,811	-	-	2,755,611	2,742,811

(a) Financial instruments in level 1

The fair value of financial instruments traded in active markets is based on quoted market prices at the statement of financial position date. A market is regarded as active if quoted prices are readily and regularly available from an exchange, dealer, broker, industry group, pricing service, or regulatory agency, and those prices represent actual and regularly occurring market transactions on an arm's length basis. The quoted market prices used for financial assets held by the Bank are the bid prices on the statement of financial position date.

The instruments included in Level 1 comprise primarily of debt securities maintained as part of the external reserves and local listed debt securities namely the Federal Government of Nigeria (FGN) bonds.

Foreign debt securities

These are debt securities into which the external fund managers invest in. These debt securities are held for maximising returns on the funds invested.

Foreign debt securities are valued at the ruling bid prices on each reporting date. The external fund managers perform the valuation based on ruling bid prices as obtained from various vendors such as Thomson Reuters, S & P, Pricing Direct, IDC and Bloomberg. The market recognised sources include official sources such as GEMMA for United Kingdom Gilts, iBoxx, which is the primary source for UK and Euro corporate debt and evaluated prices for US Government bonds. In addition Bloomberg generic may be used as a secondary source where required and for validation. Alternate providers such as Market, iBoxx and index providers such as Barclays may also be used to supplement pricing on particular asset s groups. The debt security prices follows market prices on a clean basis, i.e. without the inclusion of accrued income or similar payments.

Federal Government of Nigeria (FGN) bonds

These are Federal Government of Nigeria securities which are fair valued based on quoted bid prices. FGN bid prices are published on the FMDQ website.

The FMDQ publishes the bid prices on a daily basis, and the unadjusted prices reflect the market value.

**CENTRAL BANK OF NIGERIA
NOTES TO THE CONSOLIDATED AND SEPARATE FINANCIAL STATEMENTS
FOR THE YEAR ENDED 31 DECEMBER 2015**

(All amounts are in millions of Naira, unless otherwise stated)

3. Financial risk management and financial instruments classification (continued)

3.5 Fair value measurement (continued)

(b) Financial instruments in level 2

The fair value of financial instruments that are not traded in an active market (for example, over-the-counter derivatives) is determined by using valuation techniques.

These valuation techniques maximise the use of observable market data where it is available and rely as little as possible on entity specific estimates. If all significant inputs required to fair value an instrument are observable, the instrument is included in level 2. If one or more of the significant inputs is not based on observable market data, the instrument is included in Level 3.

The financial instruments falling into this category includes derivatives arising from forward exchange contracts and futures contracts entered into by the Bank and also those entered into by the Fund managers on behalf of the Bank (that fall under external reserves).

The financial assets and financial liabilities that fall under this category are Nigerian treasury bonds, loans and receivables, the Bank's instruments arising from its open market operations and derivative assets and liabilities arising from open forward exchange contracts.

Nigerian treasury bills

These are Federal Government of Nigeria securities which are fair valued based on quoted yield-to-maturity and days to maturity rates. The fair value of treasury bills is determined by reference to quoted yield to maturities of the instrument as published on the FMDQ website. Nigerian Treasury Bills are classified in Level 2 in the fair value hierarchy.

The FMDQ publishes the market yields on a daily basis, and the unadjusted yields are used to determine the prices.

Long term loans

The fair values of loans and receivables are based on cash flows discounted using a rate based on the market interest rate of borrowings rate of 11% (31 December 2014: 13%). The discount rate equals to the ruling monetary policy rate as set by the Central Bank of Nigeria at the reporting dates. The fair values are within Level 2 of the fair value hierarchy.

Central Bank of Nigeria Open Market Operations (OMO) Instruments

The fair values of the OMO instruments is determined by reference to the quoted prices of similar instruments, namely treasury bills issued by the Federal Government of Nigeria. The OMO Bills are similar to treasury bills in that they are short term discounted instruments.

The fair value of treasury bills is determined by reference to quoted yield to maturities. The same quoted yield to maturities for treasury bills was utilised to determine the fair values for OMO Bills that fall within the same maturity profile.

Derivatives in external reserves

The financial instruments falling into this category includes derivatives arising from forward exchange contracts and futures contracts entered into by the Bank and also those entered into by the Fund managers on behalf of the Bank. Derivatives arising from forward arrangements fall in Level 2 while futures fall in Level 1 of the fair value hierarchy.

Derivatives arising from local forward exchange contracts

These derivatives arising from local forward exchange rates are valued based on the ruling spot rates on the statement of financial position dates compared to the contracted forward exchange rates. In performing the valuation, the spot exchange rates on the reporting date is compared to the contracted forward exchange rates and discounting the future cash flows using quoted LIBOR rates as the discounting factor. These fall in Level 2 in the fair value hierarchy.

(c) Financial instruments in level 3

Unquoted equity shares

The fair values of the unquoted equity shares have been estimated using the Market approach (Price to Book and a Regression analysis of the Price to Book). The valuation requires management to make certain assumptions about the model inputs, including forecast cashflows, the discount rate. The probabilities of the various estimates within the range can be reasonably assessed and are used in management's estimate of fair value for these unquoted equity investments.

(d) Carrying amounts that approximate fair values

The carrying amount for deposits, promissory notes, IMF related liabilities, notes and coins in circulation, IMF related assets, Deposit, money placement, current account with foreign banks, domiciliary accounts, sundry currency, travellers cheques, cash and cash equivalents, other assets and other liabilities that are financial instruments approximate their fair values hence have not been disclosed.

(e) Transfers between the fair value hierarchy categories

During the reporting periods covered by these annual financial statements, there were no movements between levels as a result of significant inputs to the fair valuation process becoming observable or unobservable.

CENTRAL BANK OF NIGERIA
NOTES TO THE CONSOLIDATED AND SEPARATE FINANCIAL STATEMENTS
FOR THE YEAR ENDED 31 DECEMBER 2015

(All amounts are in millions of Naira, unless otherwise stated)

3. Financial risk management and financial instruments classification (continued)

3.5 Fair value measurement (continued)

Description of significant unobservable inputs to valuation:

The significant unobservable inputs used in the fair value measurements categorised within Level 3 of the fair value hierarchy, together with a quantitative sensitivity analysis as at 31 December 2015 and 2014 are as show below:

	Valuation technique	Significant unobservable inputs	Range (weighted average)	Sensitivity of the input to fair value
AFS financial assets in unquoted equity shares - NDIC	Market approach	Control premium	3%- 5%	+/-5% increase/ (decrease) in the control premium would result in an increase/(decrease) in fair value by N2,484,410,000/ (N2,484,410,000)
				+/-3% increase/ (decrease) in the control premium would result in an increase/(decrease) in fair value by N1,490,646,000/ (N1,490,646,000)
AFS financial assets in unquoted equity shares - IILMC	Market approach	Marketability discount	5%- 10%	+/-10% increase/ decrease in the marketability discount would result in (decrease)/increase in fair value by N(4,968,821,000)/ N4,968,821,000
				+/-5% increase/ decrease in the marketability premium would result in (decrease)/increase in fair value by N(2,484,410,000)/ (N2,484,410,000)
		Small size discount	10%- 15%	+/-15% increase/ decrease in the small size discount would result in a decrease/increase in fair value by (US\$775,000)/ US\$775,000
				+/-10% increase/ decrease in the small size discount would result in a decrease/increase in fair value by (US\$17,000)/ US\$17,000
Marketability discount	5%- 10%	+/-10% increase/ decrease in the marketability discount would result in a decrease/increase in fair value by (US\$487,000)/ US\$487,000		
		+/-5% increase/ decrease in the marketability discount would result in a decrease/increase in fair value by (US\$243,000)/ US\$243,000		

The fair value of Asset Management Corporation of Nigeria (AMCON) and Federal Mortgage Bank of Nigeria (FMBN) were Nil hence no sensitivity analysis was disclosed for both investments.

The discount for lack of marketability represents the amounts that the Group has determined that market participants would take into account when pricing the investments.

In the case of AFS financial assets, the impairment charge in the profit or loss would depend on whether the decline is significant or prolonged. An increase in the fair value would only impact equity (through OCI) and, would not have an effect on profit or loss.

CENTRAL BANK OF NIGERIA
NOTES TO THE CONSOLIDATED AND SEPARATE FINANCIAL STATEMENTS
FOR THE YEAR ENDED 31 DECEMBER 2015

(All amounts are in millions of Naira, unless otherwise stated)

3. Financial risk management and financial instruments classification (continued)

3.5 Fair value measurement (continued)

Reconciliation of fair value measurement of unquoted equity shares classified as AFS financial assets:

	Nigeria Deposit Insurance Corporation (NDIC)	International Islamic Liquidity Management Corporation of Malaysia	Total
	N'million	N'million	N'million
As at 1 January 2014	1,380	-	1,380
Remeasurement recognised in OCI	-	-	-
As at 1 January 2015	1,380	-	1,380
Remeasurement recognised in OCI	35,540	813	36,353
As at 31 December 2015	36,920	813	37,733

4 Capital management

The Bank does not have any regulator that sets and monitors its capital requirements. There is no regulation for the Bank to maintain a prescribed ratio of total capital to total risk-weighted assets. Section 4 (1) of the Central Bank of Nigeria Act No.7, 2007 gave approval to the increase in authorised capital of the Bank from N5 billion to N100 billion and Section 4 (2) provides that all the capital of the Bank shall be subscribed and held only by the Federal Government of Nigeria.

The Federal Government of Nigeria is the sole subscriber to the paid up capital of the Bank and its holding is not transferable in whole or in part nor is it subject to any encumbrance.

The provisions of the Act seek to ensure that the Government of Nigeria continues to own a hundred per cent stake to bear all financial risks and rewards.

CENTRAL BANK OF NIGERIA
NOTES TO THE CONSOLIDATED AND SEPARATE FINANCIAL STATEMENTS
FOR THE YEAR ENDED 31 DECEMBER 2015
(All amounts are in millions of Naira, unless otherwise stated)

	Group		Bank	
	2015	2014	2015	2014
	N'million	N'million	N'million	N'million
5 Interest and similar income				
<i>Analysis by type</i>				
Loans and receivables	100,688	68,239	100,672	68,223
Federal Government Securities	73,012	26,694	73,012	26,694
Time deposits and money placements	30,156	13,791	29,975	13,746
Asset Management Corporation of Nigeria (AMCON) Bonds	-	2,100	-	2,100
Asset Management Corporation of Nigeria (AMCON) Notes	363,308	323,949	363,308	323,949
	567,164	434,773	566,967	434,712

Analysis by geographical location:

	2015	2014	2015	2014
	N'million	N'million	N'million	N'million
Domestic	537,008	420,982	536,992	420,966
International	30,156	13,791	29,975	13,746
	567,164	434,773	566,967	434,712

Classification of interest and similar income arising from financial instruments is indicated below:

	Group		Bank	
	2015	2014	2015	2014
	N'million	N'million	N'million	N'million
Income from instruments measured at amortised cost	565,756	433,964	565,559	433,903
Income from available for sale debt instruments measured at fair value	1,408	809	1,408	809
	567,164	434,773	566,967	434,712

The Group had no interest income on impaired financial assets as at 31 December 2015 and 31 December 2014.

	Group		Bank	
	2015	2014	2015	2014
	N'million	N'million	N'million	N'million
6 Interest and similar expense				
Central Bank of Nigeria Instruments	420,955	373,576	420,955	373,576
Deposits	9,550	22,379	9,497	22,379
Interest on Treasury Bonds	208	336	208	336
Bank borrowings and overdraft charges	1,227	30	-	-
Debenture	3,023	-	-	-
	434,963	396,321	430,660	396,291

	Group		Bank	
	2015	2014	2015	2014
	N'million	N'million	N'million	N'million
7 Fees and commission income				
Foreign exchange earnings	54,959	137,110	54,959	137,110
Fees	5,269	4,945	5,269	4,945
Commissions	7,410	619	7,410	619
	67,638	142,674	67,638	142,674

Fees and commissions represent income from processing currency, Bureau de change application and registration, commission on fund transfers and other Banks and financial institutions application and licensing fees.

Foreign exchange earnings represents commission income from the sale of foreign currency and other related transaction.

	Group		Bank	
	2015	2014	2015	2014
	N'million	N'million	N'million	N'million
8 Net trading loss				
Unrealised fair value gain on other foreign securities at FVTPL	3,774	3,583	3,774	3,583
Net realised (loss)/gain on financial assets at FVTPL	(5,355)	1,683	(5,355)	1,683
Unrealised gain / (loss) on derivative instruments	6,646	(22,300)	6,646	(22,300)
Net realised loss on derivative instruments	(75,981)	-	(75,981)	-
	(70,916)	(17,034)	(70,916)	(17,034)

The unrealised fair value gain on other foreign securities at fair value through profit or loss (FVTPL) includes the impact of fair value changes due to movement in the fair value of debt securities classified as held for trading. Net realised gain/(loss) on FVTPL instruments includes the results of buying and selling of financial assets and liabilities as well as the related interest income and expense. The results of the fair valuation of foreign exchange swaps and forward contracts are included in unrealised loss on derivative instruments.

	Group		Bank	
	2015	2014	2015	2014
	N'million	N'million	N'million	N'million
9 Foreign exchange revaluation gains				
Unrealised gains on foreign exchange revaluation	287,669	182,482	287,591	182,310
Realised gains on foreign exchange revaluation	278,212	78,715	278,212	78,715
	565,881	261,197	565,803	261,025

The foreign exchange revaluation gains represent foreign exchange differences arising on the translation of debt instruments denominated in foreign currencies that are included in external reserves.

	Group		Bank	
	2015	2014	2015	2014
	N'million	N'million	N'million	N'million
10 Other operating income				
Other income	20,759	14,351	15,530	14,217
Dividend income	94	3,100	4,903	3,100
(Loss)/gain on sale of property, plant and equipment	(1,055)	1,367	(1,053)	1,362
Gain on AMCON Notes restructured	2,874	-	2,874	-
Gain from the acquisition of subsidiary	12,141	-	-	-
Bank notes and security documents revenue	1,207	615	-	-
Agency income	135	140	-	-
	36,155	19,573	22,254	18,679

CENTRAL BANK OF NIGERIA
NOTES TO THE CONSOLIDATED AND SEPARATE FINANCIAL STATEMENTS
FOR THE YEAR ENDED 31 DECEMBER 2015
(All amounts are in millions of Naira, unless otherwise stated)

10 Other operating income (continued)

Other income consist of sale of bank publications and foreign exchange forms, service charge for Banking operation, PSSD supplier management fees, penalties account for late/non-submission, museum souvenir sales, Commercial Agriculture Credit penalty and surcharges. The gain on AMCON Notes restructured arose as a result of changes in cashflows of the AMCON Notes during the year. The gain from the acquisition of subsidiary relates to the purchase of NIRSAL Limited as at 31 Decemehr 2015. See **note 35** for details of the business combination.

	Group		Bank	
	2015	2014	2015	2014
	N'million	N'million	N'million	N'million
11 Net gain/loss on available-for-sale financial assets				
Net gain/(loss) on available-for-sale financial assets	36,494	(44)	36,494	(44)
	36,494	(44)	36,494	(44)

	Group		Bank	
	2015	2014	2015	2014
	N'million	N'million	N'million	N'million
12 Personnel expenses				
Other staff allowances	62,009	53,041	61,802	52,907
Defined benefit plan expenses (note 32)	43,257	11,697	43,246	11,675
Wages and salaries	16,129	13,200	13,117	10,213
Other staff expenses	41,769	18,525	41,769	18,525
Pension costs – Defined contribution plan (note 32)	4,654	4,943	4,317	3,671
	167,818	101,406	164,251	96,991

	Group		Bank	
	2015	2014	2015	2014
	N'million	N'million	N'million	N'million
13 Financial sector intervention expenses				
Financial sector intervention expenses	154,305	136,968	154,305	136,968
	154,305	136,968	154,305	136,968

The financial sector intervention expenses represent the amortisation of prepaid intervention expenses arising from the fair valuation of below market interest rate loans to financial institutions for the purposes of onward lending to the agricultural sector, the AMCON notes and the long term loans to AMCON and other Banks. These loans are extended as part of the CBN activities in promoting economic growth and development and financial markets stability. The loans are for periods ranging from 2 to 10 years.

	Group		Bank	
	2015	2014	2015	2014
	N'million	N'million	N'million	N'million
14 Currency issue expenses				
Currency issue expenses	30,612	5,509	52,611	22,791
	30,612	5,509	52,611	22,791

	Group		Bank	
	2015	2014	2015	2014
	N'million	N'million	N'million	N'million
15 Other operating expenses				
Intervention activities (note 15b)	117,059	66,890	117,059	66,890
Banking sector resolution sinking cost fund (note 15a)	50,000	50,000	50,000	50,000
Administrative expenses	39,583	30,872	35,239	29,843
Centres of excellence (note 15c)	17,951	6,675	17,951	6,675
Repairs and maintenance	5,704	3,155	5,179	2,777
Professional fees	1,872	1,714	1,735	1,553
Donations	1,645	1,195	1,645	1,195
Directors' related expenses	1,358	490	1,194	480
Bank charges	484	293	484	293
Audit fees	301	288	280	280
Cost of sales	18,128	10,570	-	-
	254,085	172,142	230,766	159,986

15a The Banking sector resolution sinking cost fund represents the annual contribution by CBN to the Banking Sector Resolution Sinking Cost Fund. A total of N500 billion has been committed by CBN to be contributed over a 10 year period to the Fund which is to be used for the stability of the Nigerian financial system.

15b Intervention activities expense represents the activities carried out by CBN relating to national security, federal government, state securities, armed forces and intervention in other countries where there is important need for the fund. It also includes interest to funds given by CBN such as trust fund, interest on SME and MSME.

15c Centres of excellence represent expenditure incurred by CBN on various structures in universities across the country known as "Centre of Excellence".

	Group		Bank	
	2015	2014	2015	2014
	N'million	N'million	N'million	N'million
16 Loan impairment				
Loans and receivables -Charge for the year (Note 21a)	84	125	84	24
Loans and receivables - Reversal of provision (Note 21a)	(3,129)	(24,126)	(2,305)	(24,126)
	(3,045)	(24,001)	(2,221)	(24,102)

This relates to charge for the year and reversal on the impaired loans and receivables during the year.

	Group		Bank	
	2015	2014	2015	2014
	N'million	N'million	N'million	N'million
17 Impairment charge on financial investments				
Other assets - Charge for the year (Note 26b)	1,500	2,008	1,500	2,008
Other assets - Reversal of provision (Note 26b)	(7)	(178)	(7)	(178)
	1,493	1,830	1,493	1,830

CENTRAL BANK OF NIGERIA
NOTES TO THE CONSOLIDATED AND SEPARATE FINANCIAL STATEMENTS
FOR THE YEAR ENDED 31 DECEMBER 2015
(All amounts are in millions of Naira, unless otherwise stated)

18 Taxation

a Income tax expense

Bank

The Bank is not subject to tax in respect of its functions under the Central Bank of Nigeria Act. CBN is exempted from the payment of income tax under the Companies Income Tax Act, 1979. The Group's tax expense arose from its subsidiary.

Group

Consolidated income statement

	Group		Bank	
	2015 N'million	2014 N'million	2015 N'million	2014 N'million
Current income tax				
Income tax	233	261	-	-
Education tax	28	36	-	-
(Over)/under provision of prior in year	(677)	2,471	-	-
	(416)	2,768	-	-
Deferred tax				
Relating to origination and reversal of temporary differences	(1,306)	3,752	-	-
Income tax (credit)/expense reported in the income statement	(1,722)	6,520	-	-

Consolidated statement of OCI

	Group		Bank	
	2015 N'million	2014 N'million	2015 N'million	2014 N'million
Net gain on remeasurement on post employment benefit obligation	83	-	-	-
Deferred tax recognised in OCI	83	-	-	-

The over/under provision of tax arose from the tax audit exercise by the Federal Inland Revenue Service on Nigerian Security Printing and Minting Company Plc. (NSPMC) for the years ended 2001 to 2012.

The tax on the Group's profit before tax differs from the theoretical amount that would arise using the weighted average tax rate applicable to profits as follows:

Reconciliation of effective tax rate

	Group		Bank	
	2015 N'million	2014 N'million	2015 N'million	2014 N'million
Net income before tax	121,352	40,120	-	-
Tax calculated at 30%	36,406	12,036	-	-
Adjusted for:				
Education tax	28	36	-	-
(Over)/under provision of prior in year	(677)	2,471	-	-
Effect of permanent differences	72	3,554	-	-
Share of results of associates	(2,309)	(664)	-	-
Tax exempt income	(367,465)	(264,665)	-	-
Tax exempt expense	332,223	253,752	-	-
Total income tax expense in income statement	(1,722)	6,520	-	-

Current Income tax payable

The movement in tax at the end of the year is as follows:

	Group		Bank	
	2015 N'million	2014 N'million	2015 N'million	2014 N'million
At 1 January	672	475	-	-
Withholding tax credit note utilised	168	(2,471)	-	-
Payments during the year	(53)	(100)	-	-
(Over)/under provision of prior in year	(677)	2,471	-	-
Charge for the year:				
Income tax	233	261	-	-
Education tax	28	36	-	-
Current Income tax payable	371	672	-	-

b Deferred tax

Deferred tax relates to the following:

	Group			
	Statement of financial position		Income statement	
	2015 N'million	2014 N'million	2015 N'million	2014 N'million
Accelerated depreciation for tax purposes	5,280	6,586	(1,306)	3,752
Post employment benefits	(83)	-	-	-
Deferred tax (benefit)/expense			(1,306)	3,752
Net deferred tax liabilities	5,197	6,586		

Reflected in the statement of financial position as follows:

Deferred tax liabilities	5,197	6,586
Deferred tax liabilities	5,197	6,586

CENTRAL BANK OF NIGERIA
NOTES TO THE CONSOLIDATED AND SEPARATE FINANCIAL STATEMENTS
FOR THE YEAR ENDED 31 DECEMBER 2015
(All amounts are in millions of Naira, unless otherwise stated)

18 Taxation (continued)

Reconciliation of deferred tax liabilities

	Group		Bank	
	2015	2014	2015	2014
	N'million	N'million	N'million	N'million
As of 1 January	6,586	2,834	-	-
Tax (credit)/expense during the period recognised in income statement	(1,306)	3,752	-	-
Tax expense during the period recognised in OCI	(83)	-	-	-
As at 31 December	5,197	6,586	-	-

Deferred income taxes are calculated on all temporary differences under the liability method using an effective tax rate of 30 % (2014: 30 %).

The analysis of deferred tax liabilities is as follows:

	Group		Bank	
	2015	2014	2015	2014
	N'million	N'million	N'million	N'million
Deferred tax liabilities:				
- Deferred tax liability to be settled after more than 12 months	5,197	6,586	-	-
	5,197	6,586	-	-

The Group offsets tax assets and liabilities if and only if it has a legally enforceable right to set off current tax assets and current tax liabilities and the deferred tax assets and deferred tax liabilities relate to income taxes levied by the same tax authority.

The tax charge relating to component of other comprehensive income is as follows:

	Group		
	2015		
	Before tax	Tax charge	After tax
	N'million	N'million	N'million
Available-for-sale financial assets	36,494	-	36,494
Share of other comprehensive income of associates	23,152	-	23,152
Re-measurement (losses)/gains on defined benefit plans	(50,182)	83	(50,099)
Other comprehensive income	9,464	83	9,547

As at 31 December 2014, the other comprehensive income had no tax impact.

	Group		Bank	
	2015	2014	2015	2014
	N'million	N'million	N'million	N'million
19 External reserves				
Convertible currencies (Note 19a and 19b)	5,263,789	5,837,618	5,263,789	5,837,618
International Monetary Fund Reserve tranche	23	23	23	23
Gold	19	19	19	19
	5,263,831	5,837,660	5,263,831	5,837,660

Maturity analysis

	Group		Bank	
	2015	2014	2015	2014
	N'million	N'million	N'million	N'million
Current	3,311,934	4,176,629	3,311,934	4,176,629
Non-current	1,951,897	1,661,031	1,951,897	1,661,031
	5,263,831	5,837,660	5,263,831	5,837,660

	Group		Bank	
	2015	2014	2015	2014
	N'million	N'million	N'million	N'million
19a Convertible currencies comprise:				
-Time deposits and money placements	1,920,879	2,168,548	1,920,879	2,168,548
-Other foreign securities	1,978,759	2,010,388	1,978,759	2,010,388
-Current accounts with foreign Banks	296,152	1,045,436	296,152	1,045,436
-Domiciliary accounts	999,791	570,401	999,791	570,401
-Sundry currencies and travellers' cheques	68,208	42,845	68,208	42,845
	5,263,789	5,837,618	5,263,789	5,837,618

Included in convertible currencies is an amount of N2,155 billion (31 December 2014: N1,770 billion), which represents the Naira value of foreign currencies held on behalf of customers in various foreign accounts for letters of credit transactions and other purposes. The corresponding liability for this amount is included in deposits. (See note 29)

	Group		Bank	
	2015	2014	2015	2014
	N'million	N'million	N'million	N'million
19b Convertible currencies are further analysed by currency as follows:				
United States Dollar	4,416,664	4,962,244	4,416,664	4,962,244
Euro	332,166	371,373	332,166	371,373
Chinese Renminbi	378,622	368,499	378,622	368,499
British Pounds Sterling	134,525	133,904	134,525	133,904
Japanese Yen	1,575	1,358	1,575	1,358
Others	237	240	237	240
	5,263,789	5,837,618	5,263,789	5,837,618

	Group		Bank	
	2015	2014	2015	2014
	N'million	N'million	N'million	N'million
19c Other foreign securities are further analysed as follows:				
Externally managed fund	1,622,273	1,706,699	1,622,273	1,706,699
Internally managed fund	356,486	303,689	356,486	303,689
	1,978,759	2,010,388	1,978,759	2,010,388

CENTRAL BANK OF NIGERIA
NOTES TO THE CONSOLIDATED AND SEPARATE FINANCIAL STATEMENTS
FOR THE YEAR ENDED 31 DECEMBER 2015
(All amounts are in millions of Naira, unless otherwise stated)

19 External reserves (continued)

19d Other foreign securities are further analysed as follows:	Group		Bank	
	2015	2014	2015	2014
	N'million	N'million	N'million	N'million
Short term deposits	26,904	349,399	26,904	349,399
Debt securities:				
- Held for trading	1,599,509	1,338,014	1,599,509	1,338,014
- Held to maturity	352,872	302,052	352,872	302,052
Derivatives:				
- Futures contract	200	(176)	200	(176)
- Forward contracts	(726)	21,099	(726)	21,099
	1,978,759	2,010,388	1,978,759	2,010,388

19e Cash and cash equivalents	Group		Bank	
	2015	2014	2015	2014
	N'million	N'million	N'million	N'million
Time deposits and money employed	1,920,879	2,168,548	1,920,879	2,168,548
Current accounts with foreign banks	297,260	1,046,221	296,152	1,045,436
Domiciliary accounts	999,791	570,401	999,791	570,401
Cash at bank (local)	37,713	2,516	-	-
IMF Holdings of Special Drawing Rights	456,481	406,403	456,481	406,403
Other foreign securities	26,904	349,399	26,904	349,399
Sundry currencies and travellers' cheques	68,208	42,845	68,208	42,845
	3,807,236	4,586,333	3,768,415	4,583,032

Cash and cash equivalents comprise time deposits and balances with foreign banks, sundry currency balances and cash component of investments in foreign securities.

Subsidiaries' cash and bank balances

	Group	
	2015	2014
	N'million	N'million
Cash at bank	37,713	2,516
Cash at bank (foreign)	1,108	785
Cash and bank balances	38,821	3,301

20 International Monetary Fund (IMF) related balances

	Group				Bank			
	2015		2014		2015		2014	
	SDR'million	N'million	SDR'million	N'million	SDR'million	N'million	SDR'million	N'million
Assets								
Holdings of Special Drawing Rights - Note 20a	1,675	456,481	1,675	406,403	1,675	456,481	1,675	406,403
Quota in IMF - Note 20b	1,753	484,476	1,753	421,713	1,753	484,476	1,753	421,713
	3,428	940,957	3,428	828,116	3,428	940,957	3,428	828,116
Liabilities								
IMF Account No. 1	8	2,305	10	2,305	8	2,305	10	2,305
IMF Account No. 2	-	16	-	14	-	16	-	14
IMF Securities	1,745	482,171	1,743	419,408	1,745	482,171	1,743	419,408
Total IMF related liabilities - Note 20c	1,753	484,492	1,753	421,727	1,753	484,492	1,753	421,727
20c								
Allocation of Special Drawing Rights - Note 20d	1,675	456,550	1,675	406,458	1,675	456,550	1,675	406,458
	3,428	941,042	3,428	828,185	3,428	941,042	3,428	828,185

The Central Bank of Nigeria is the fiscal and depository agent of the Federal Republic of Nigeria for transactions with the International Monetary Fund (IMF). Special Drawing Rights (SDR) are issued by the International Monetary Fund (IMF) to member countries and represent allocations available to these member countries in managing and meeting their sovereign payment obligations. Financial resources availed to Nigeria by the Fund are channelled through the Bank. The Bank presents the holdings and allocations of the IMF SDR as an asset and liability, respectively, in the statement of financial position. Repayment of the IMF loans as well as charges is the responsibility of the Bank. The SDR balances in IMF accounts are translated into Naira and any unrealized gains or losses are netted off in Other assets (receivable from Federal Government of Nigeria in respect of SDR). The IMF calculates the daily value of the SDR in terms of the United States of America (US) Dollars by reference to a valuation basket of four currencies (USD, GBP, Euro & Japanese Yen).

20a IMF Holdings of Special Drawing Rights	Group		Bank	
	2015	2014	2015	2014
	N'million	N'million	N'million	N'million
	456,481	406,403	456,481	406,403
At 1 January	406,403	400,351	406,403	400,351
Interest earned during the year	222	374	222	374
Interest charged during the year	(230)	(377)	(230)	(377)
Revaluation gains	50,086	6,055	50,086	6,055
At 31 December	456,481	406,403	456,481	406,403

Maturity analysis

Current	2015		2014	
	N'million	N'million	N'million	N'million
	456,481	406,403	456,481	406,403

20b Quota in International Monetary Fund	2015		2014	
	N'million	N'million	N'million	N'million
	484,476	421,713	484,476	421,713
At 1 January	421,713	412,015	421,713	412,015
Revaluation gains	62,763	9,698	62,763	9,698
At 31 December	484,476	421,713	484,476	421,713

CENTRAL BANK OF NIGERIA
NOTES TO THE CONSOLIDATED AND SEPARATE FINANCIAL STATEMENTS
FOR THE YEAR ENDED 31 DECEMBER 2015
(All amounts are in millions of Naira, unless otherwise stated)

20 International Monetary Fund (IMF) related balances (continued)

Maturity analysis

	2015	2014	2015	2014
	N'million	N'million	N'million	N'million
Non-current	484,476	421,713	484,476	421,713
	484,476	421,713	484,476	421,713

The quota in International Monetary Fund is the reserve tranche held with the IMF by member states. It represents non-interest bearing instrument with no stated maturity.

	2015	2014	2015	2014
	N'million	N'million	N'million	N'million
20c IMF related liabilities	484,492	421,727	484,492	421,727
At 1 January	421,727	412,028	421,727	412,028
Revaluation gains	62,765	9,699	62,765	9,699
At 31 December	484,492	421,727	484,492	421,727

Maturity analysis

	2015	2014	2015	2014
	N'million	N'million	N'million	N'million
Current	484,492	421,727	484,492	421,727
	484,492	421,727	484,492	421,727

IMF related liabilities represent other payables owed by the Bank to the General Resources Account of IMF.

	2015	2014	2015	2014
	N'million	N'million	N'million	N'million
20d IMF allocation of Special Drawing Rights	456,550	406,458	456,550	406,458
At 1 January	406,458	400,402	406,458	400,402
Revaluation gains	50,092	6,056	50,092	6,056
At 31 December	456,550	406,458	456,550	406,458

Maturity analysis

	2015	2014	2015	2014
	N'million	N'million	N'million	N'million
Current	456,550	406,458	456,550	406,458
	456,550	406,458	456,550	406,458

	Group		Bank	
	2015	2014	2015	2014
	N'million	N'million	N'million	N'million
21 Loans and receivables	3,181,576	3,027,072	3,181,576	3,027,072
Asset Management Corporation of Nigeria (AMCON) Notes				
Overdraft balances and short term advances	1,765,461	694,071	1,765,461	694,070
Bank of Industry Debenture (BOI)	535,000	535,000	535,000	535,000
Long term loans	455,062	349,785	455,062	349,785
Nigerian Treasury Bonds	180,537	214,189	180,537	214,189
Loans to Deposit Money Banks on Commercial Agricultural Credit Scheme	124,714	138,342	124,714	138,342
Other loans	158,006	86,972	158,006	86,972
Nigeria Incentive-Based Risk-Sharing System for Agricultural Lending Debenture (NIRSAL)	-	72,500	72,500	72,500
NESI Stabilization Strategy Limited loan	-	-	66,494	-
Micro Small and Medium Enterprise loans	39,862	-	39,862	-
Staff loans	14,229	9,539	14,034	9,385
6% Perpetual Debentures in Nigerian Export Import Bank (NEXIM)	1,300	1,377	1,300	1,377
Advances to Federal Mortgage Bank of Nigeria	9	9	9	9
Trade receivables	69,392	3,520	-	-
	6,525,148	5,132,376	6,594,555	5,128,701
Less: Impairment allowance (21a)	(123,646)	(126,691)	(123,646)	(125,867)
	6,401,502	5,005,685	6,470,909	5,002,834

Maturity analysis

	Group		Bank	
	2015	2014	2015	2014
	N'million	N'million	N'million	N'million
Current	2,581,631	795,981	2,512,044	795,980
Non-current	3,819,871	4,209,704	3,958,865	4,206,854
	6,401,502	5,005,685	6,470,909	5,002,834

21a Impairment allowance for loans and receivables

A reconciliation of the allowance for impairment losses for loans and receivables, by class, is as follows:

Group	6% Perpetual		Other loans	Total
	Trade receivables	Debentures in NEXIM		
	N'million	N'million	N'million	N'million
At 1 January 2014	723	340	149,653	150,716
Charge for the year (Note 16)	101	-	24	125
Reversal (Note 16)	-	(316)	(23,810)	(24,126)
Write-off	-	(24)	-	(24)
As at 31 December 2014	824	-	125,867	126,691
Charge for the year (Note 16)	-	-	84	84
Reversal (Note 16)	(824)	-	(2,305)	(3,129)
As at 31 December 2015	-	-	123,646	123,646

CENTRAL BANK OF NIGERIA
NOTES TO THE CONSOLIDATED AND SEPARATE FINANCIAL STATEMENTS
FOR THE YEAR ENDED 31 DECEMBER 2015
(All amounts are in millions of Naira, unless otherwise stated)

21 Loans and receivables (continued)

Bank	6% Perpetual Debentures in		Total N'million
	NEXIM N'million	Other loans N'million	
At 1 January 2014	340	149,653	149,993
Charge for the year (Note 16)	-	24	24
Reversal (Note 16)	(316)	(23,810)	(24,126)
Write-off	(24)	-	(24)
As at 31 December 2014	-	125,867	125,867
Charge for the year (Note 16)	-	84	84
Reversal (Note 16)	-	(2,305)	(2,305)
As at 31 December 2015	-	123,646	123,646

Overdraft balances and short-term advances:

Overdraft balances represent lending to customers and are collateralized by Nigerian treasury bills, Federal Government bonds and bonds issued by the Asset Management Corporation of Nigeria (AMCON).

Bank of Industry Debenture (BOI):

The Bank purchased N535 billion debenture stocks issued by the Bank of Industry (BOI) in 2010. The investment is to fund intervention activities initiated by the Bank and was executed through the BOI. The sum of N300 billion will be applied to power projects, N200 billion applied to the refinancing/ restructuring of Deposit Money Bank's existing loan portfolios to Nigerian small and medium scale enterprise and manufacturing sector with N35 billion to the manufacturing sector.

Long-term loans:

Long-term loans consist of facilities granted to AMCON, FGN and other banks.

Other loans:

Other loans represent facilities given to distressed and liquidated banks. An amount of N84 million was provided as at year end (2014: N24.05 million).

6% Perpetual Debentures in Nigerian Export Import Bank (NEXIM)

This refers to CBN's investment in debentures of the Nigerian Export Import Bank (NEXIM). There was no movement on the account during the year.

Nigeria Incentive-Based Risk-Sharing System for Agricultural Lending Debenture (NIRSAL)

The Bank invested in N72.5 debenture stocks issued by NIRSAL Plc in 2014. The investment is to fund the agricultural financing mechanism initiated by the Bank to unlock and upscale lending, reduce transaction costs and establish sustainable financial delivery platforms for agricultural business in the country. The purpose is to spark agricultural industrialization process through increased production and processing of the greater part of the farm produce/output in the country to boost economic earnings across the value chain.

22 Financial liabilities at fair value through profit or loss

	Group			Bank		
	Fair value of assets N'million	Fair value of liabilities N'million	Contract /Notional amount N'million	Fair value of assets N'million	Fair value of liabilities N'million	Contract /Notional amount N'million
31 December 2015						
Swap contracts	9,576	(25,230)	941,235	9,576	(25,230)	941,235
Total derivatives	9,576	(25,230)	941,235	9,576	(25,230)	941,235
31 December 2014						
Forward contracts	2,404	(6,234)	202,561	2,404	(6,234)	202,561
Swap contracts	-	(18,470)	670,000	-	(18,470)	670,000
Total derivatives	2,404	(24,704)	872,561	2,404	(24,704)	872,561

The derivatives arose from swap contracts entered into by CBN which were still open at the reporting date. Forward contracts are contractual agreements to buy or sell a specified financial instrument at a specific price and date in the future. The Central Bank of Nigeria entered into forward exchange and swaps contracts to sell fixed amounts of foreign currencies at fixed exchange rates against the Naira at future dates. These forwards and swaps are customised contracts that were transacted in the over-the-counter market. The forward exchange and swap agreements resulted in both derivative assets and liabilities positions at the reporting date.

The table above shows the fair values of derivative financial instruments recorded as assets or liabilities together with their notional amounts. The notional amount recorded gross, is the amount that is used to calculate the fair value of the derivative asset or liability in response to the movements in the underlying derivative contracts which is the foreign exchange rates. It is the basis upon which changes in the value of derivatives are measured. The notional amounts indicate the volume of transactions outstanding at the year end and are neither indicative of the market risk nor the credit risk.

	Group		Bank	
	2015 N'million	2014 N'million	2015 N'million	2014 N'million
Net derivatives arising from forward exchange contracts and swaps	15,654	22,300	15,654	22,300
	15,654	22,300	15,654	22,300

At their inception, these derivatives involved only a mutual exchange of promises with no transfer of consideration. However, these instruments are very volatile. A relatively small movement in the foreign exchange rates underlying the derivative contracts may have a significant impact in the income statement of CBN.

Maturity analysis

Assets:	2015	2014	2015	2014
	N'million	N'million	N'million	N'million
Current	9,576	2,404	9,576	2,404
	9,576	2,404	9,576	2,404
Liabilities:				
Current	5,427	24,704	5,427	24,704
Non-current	19,803	-	19,803	-
	25,230	24,704	25,230	24,704

CENTRAL BANK OF NIGERIA
NOTES TO THE CONSOLIDATED AND SEPARATE FINANCIAL STATEMENTS
FOR THE YEAR ENDED 31 DECEMBER 2015
(All amounts are in millions of Naira, unless otherwise stated)

23 Investment securities	Group		Bank	
	2015	2014	2015	2014
	N'million	N'million	N'million	N'million
Available for sale:				
Available-for-sale equity investments (Note 23a)	37,733	1,380	37,733	1,380
Available-for-sale debt instruments (Note 23b)	2,914	3,250	2,914	3,250
	40,647	4,630	40,647	4,630

23a Available for sale equity investments

	Asset Management Corporation of Nigeria (AMCON)	Nigeria Deposit Insurance Corporation (NDIC)	International Islamic Liquidity Management Corporation of Malaysia (IILMC)	Federal Mortgage Bank of Nigeria (FMBN)	Total
	N'million	N'million	N'million	N'million	N'million
Cost as at 1 January 2014	5,000	1,380	743	60	7,183
Impairment allowance	(5,000)	-	(743)	(60)	(5,803)
Balance as at 31 December 2014	-	1,380	-	-	1,380
Fair value gain during the year	-	35,540	813	-	36,353
Balance as at 31 December 2015	-	36,920	813	-	37,733

The available-for-sale (Unquoted) equity securities were previously being measured at cost because there was no active market for the securities and their fair values could not be measured reliably due to the unavailability of reliable market information. However, as at the year ended 31st December 2015, a valuation expert carried out the valuation of these investments using the Market approach (corroborative calculations). This method considered assumptions and valuation inputs in arriving at the fair value of the investment as at the end of the reporting period and this gave rise to fair value gains on NDIC and IILMC.

Equity investment in Federal Mortgage Bank of Nigeria (FMBN)

The Federal Mortgage Bank of Nigeria (FMBN) was set up to primarily promote the growth of viable primary mortgage institutions to service the need of housing delivery in all parts of Nigeria; mobilizing both domestic and offshore funds into the housing sector; linking the capital market with the housing industry; promoting a viable secondary mortgage market to support the primary mortgage market; and management of the National Housing Fund (NHF) in accordance with the provisions of the NHF Act. The Bank holds an investment in the equity of Federal Mortgage Bank of Nigeria (FMBN). As at 31 December 2015, the Bank paid a total of N60million since the establishment of FMBN. The proportion of the Bank equity interest to the total holding in this institution is 30%. These shares are measured at fair value with gains/losses recognised in OCI.

Equity investment in International Islamic Liquidity Management Corporation of Malaysia (IILMC)

The International Islamic Liquidity Management Corporation is an international institution established on 25 October 2010 by central banks, monetary authorities and multilateral organisations to create and issue short-term Shari'ah-compliant financial instruments to facilitate effective cross-border Islamic liquidity management. By creating more liquid Shari'ah-compliant financial markets for institutions offering Islamic financial services (IFS), the IILM aims to enhance cross-border investment flows, international linkages and financial stability. The Bank holds an investment in the equity of IILMC. As at 31 December 2015 the Bank paid a total of USD 5,000,000 since the establishment of IILMC. The proportion of the Bank equity interest to the total holding in this Corporation is 6.67%. These shares are measured at fair value with gains/losses recognised in OCI.

Equity investment in Nigeria Deposit Insurance Corporation (NDIC)

The Nigeria Deposit Insurance Corporation (NDIC) was set up to insure all deposit liabilities of licensed banks and other insured financial institutions so as to engender confidence in the Nigerian banking system; to give assistance to insured Institutions in the interest of depositors, in case of imminent or actual financial difficulties of banks particularly where suspension of payments is threatened, and avoiding damage to public confidence in the Banking system; to guarantee payments to depositors, in case of imminent or actual suspension of payments by insured Institutions up to the maximum as provided and to assist monetary authorities in the formulation and implementation of policies so as to ensure sound Banking practice and fair competition among insured institutions in the Nigeria. The Bank holds an investment in the equity of Nigeria Deposit Insurance Corporation (NDIC). As at 31 December 2015, the Bank paid a total of N1.38billion since the establishment of NDIC. The proportion of the Bank equity interest to the total holding in this institution is 60%. However, the Federal Ministry of Finance which holds the remaining 40% has power to direct the relevant activities of the Corporation. These shares are measured at fair value with gains/losses recognised in OCI.

Equity investment in Asset Management Corporation of Nigeria (AMCON)

The Asset Management Corporation of Nigeria (AMCON) was set up to for the purpose of efficiently resolving the non-performing loan assets of Banks in Nigeria. The Bank holds an investment in the equity of Asset Management Corporation of Nigeria (AMCON). As at 31 December 2015, the Bank paid a total of N5billion since the establishment of AMCON. The proportion of the Bank equity interest to the total holding in this institution is 50%. However, the Federal Ministry of Finance which holds the remaining 50% has power to direct the relevant activities as it can reject the courses of action proposed by the CBN regarding the direction of relevant activities if it so wishes. The CBN cannot therefore act in isolation of the Ministry of Finance. Power therefore lies with the Ministry of Finance whose decision on the direction of relevant activities carries the day. These shares are measured at fair value with gains/losses recognised in OCI.

CENTRAL BANK OF NIGERIA
NOTES TO THE CONSOLIDATED AND SEPARATE FINANCIAL STATEMENTS
FOR THE YEAR ENDED 31 DECEMBER 2015
(All amounts are in millions of Naira, unless otherwise stated)

23 Investment securities (continued)

	Group		Bank	
	2015 N'million	2014 N'million	2015 N'million	2014 N'million
23b Available-for-sale debt instruments				
Nigerian Treasury Bills-Available-for-sale	2,533	3,122	2,533	3,122
FGN Bonds-Available-for-sale	381	128	381	128
Total	2,914	3,250	2,914	3,250

Maturity analysis

	2015 N'million	2014 N'million	2015 N'million	2014 N'million
Current	2,533	3,250	2,533	3,250
Non-current	38,114	1,380	38,114	1,380
Total	40,647	4,630	40,647	4,630

Reconciliation of available for sale instruments classified as AFS financial assets:

	Group			Bank		
	Unquoted equity instruments N'million	Quoted debt instruments N'million	Total N'million	Unquoted equity instruments N'million	Quoted debt instruments N'million	Total N'million
As at 1 January 2014	-	(58)	(58)	-	(58)	(58)
Remeasurement recognised in OCI	-	(44)	(44)	-	(44)	(44)
As at 1 January 2015	-	(102)	(102)	-	(102)	(102)
Remeasurement recognised in OCI	36,353	141	36,494	36,353	141	36,494
As at 31 December 2015	36,353	39	36,392	36,353	39	36,392

	2015 N'million	2014 N'million	2015 N'million	2014 N'million
	23c Held to maturity			
Debt instruments				
FGN Bonds	622,158	117,462	622,158	117,462
Nigerian Treasury Bills	171,748	60,180	114,203	60,180
Total	793,906	177,642	736,361	177,642

Maturity analysis

	2015 N'million	2014 N'million	2015 N'million	2014 N'million
Current	171,924	73,075	114,379	73,075
Non-current	621,982	104,567	621,982	104,567
Total	793,906	177,642	736,361	177,642

FGN Bonds:

The Bank took up additional FGN Bonds for N552.12 billion during the year (31 December 2014: N30,308 billion) with nominal interest rates ranging between 4% - 16.39% per annum.

	Group		Bank	
	2015 N'million	2014 N'million	2015 N'million	2014 N'million
24 Investments in subsidiaries				
Nigerian Security Printing and Minting Company Plc. (NSPMC)	-	-	25,588	25,588
Nigeria Incentive-Based Risk-Sharing System for Agricultural Lending Plc (NIRSAL)	-	-	2,500	-
NESI Stabilization Strategy Limited (NESI)	-	-	10	-
Total investments	-	-	28,098	25,588

Maturity analysis

	2015 N'million	2014 N'million	2015 N'million	2014 N'million
Non-current	-	-	28,098	25,588
Total	-	-	28,098	25,588

Percentage shareholding

90.0% **90.0%**

CBN holds 90% equity interest in NSPMC. The subsidiary is held by CBN to meet its functions as a Central bank and is thus of a longstanding nature. NSPMC is a company whose main business activity is the printing and minting of Nigerian banknotes and coins respectively. It also prints security documents and products for other businesses. The investment in NSPMC is carried at cost less impairment in the separate financial statements. The principal place of business and country of incorporation is in Abuja, Nigeria.

CBN has not made any capital commitments to NSPMC. The risk that CBN is exposed to as a result of controlling NSPMC is limited to providing additional capital in the event that NSPMC fails to meet its own working capital requirements.

The CBN holds 100% equity interest in NIRSAL. The subsidiary was set up by the CBN to spark agricultural industrialization process through increased production and processing of the greater part of the farm produce/output in the country to boost economic earnings across the value chain. The principal place of business and country of incorporation is in Abuja, Nigeria.

The CBN has capital commitments of N699 million to NIRSAL. The risk that the CBN is exposed to as a result of controlling NIRSAL is limited to providing additional capital in the event that NIRSAL fails to meet its own working capital requirements.

The CBN holds 99.99% equity interest in NESI. NESI is a company whose primary activities is to promote long term sustainability and efficiency of the Nigeria Electricity Supply Industry through the initiation and encouragement of programmes and the creation of mechanisms and processes fundamental to the growth and bankability of the Nigerian Electricity Supply Industry. The principal place of business and country of incorporation is in Abuja, Nigeria.

The summarised financial information of this subsidiary is provided below. This information is based on amounts before inter-company eliminations.

CENTRAL BANK OF NIGERIA
NOTES TO THE CONSOLIDATED AND SEPARATE FINANCIAL STATEMENTS
FOR THE YEAR ENDED 31 DECEMBER 2015
(All amounts are in millions of Naira, unless otherwise stated)

24 Investments in subsidiaries (continued)

(a) Nigerian Security Printing and Minting Company Plc. (NSPMC)

Summarised statement of profit or loss and other comprehensive income

	2015	2014
	N'million	N'million
Revenue	23,206	17,896
Cost of sales	(20,224)	(15,189)
Administrative expenses	(2,966)	(4,717)
Other operating income	324	279
Finance income	275	235
Finance costs	(1,227)	(33)
Profit on ordinary activities before tax	(612)	(1,529)
Income tax(expense)/writeback	267	(4,049)
Profit after tax	(345)	(5,578)
Remeasurement of post employment benefit obligations	(278)	267
Deferred tax on remeasurement of post employment benefit obligation.	83	-
Total comprehensive income for the year	(540)	(5,311)
Attributable to:		
Equity holders of parents	(622)	(5,323)
Non-controlling interest	(1)	12

Summarised statement of financial position

	2015	2014
	N'million	N'million
Inventories and cash and cash equivalents (current)	15,773	12,634
Property, plant and equipment and other non-current assets	64,039	57,544
Trade and other receivables and retirement benefit surplus	9,216	16,859
Trade and other payables (current)	(11,309)	(9,500)
Liabilities (non-current)	(31,742)	(17,283)
Other liabilities (current)	(3,070)	(17,565)
Total equity	42,907	42,689
Attributable to:		
Equity holders of parents	42,029	41,893
Non-controlling interest	794	796

Summarised cash flow information for year ended

	2015	2014
	N'million	N'million
Operating	10,405	(2,365)
Investing	(7,182)	(24,897)
Financing	445	22,678
Net increase/(decrease) in cash and cash equivalents	3,668	(4,584)

Proportion of equity interest held by non-controlling interests

	%	%
	10	10

Accumulated balances of material non-controlling interests

	2015	2014
	N'million	N'million
	(1)	12

(b) Nigeria Incentive-Based Risk-Sharing System for Agricultural Lending Plc (NIRSAL)

Summarised statement of profit or loss and other comprehensive income

	2015
	N'million
Interest income	9,400
Interest expense	(725)
Other operating income	43
Administrative expenses	(57)
Other expenses	(318)
Profit on ordinary activities before tax	8,343
Income tax expense	-
Profit after tax	8,343

Summarised statement of financial position

	2015
	N'million
Cash and cash equivalents (current)	27,961
Treasury bills	57,545
Other assets	4,194
Liabilities (non-current)	(73,708)
Other liabilities (current)	(1,350)
Total equity	14,641

Summarised cash flow information for year ended

	2015
	N'million
Operating	4,149
Investing	21,375
Financing	-
Net increase in cash and cash equivalents	25,524

CENTRAL BANK OF NIGERIA
NOTES TO THE CONSOLIDATED AND SEPARATE FINANCIAL STATEMENTS
FOR THE YEAR ENDED 31 DECEMBER 2015
(All amounts are in millions of Naira, unless otherwise stated)

24 Investments in subsidiaries (continued)

(c) NESI Stabilization Strategy Limited

Summarised statement of profit or loss and other comprehensive income	2015 N'million
Interest income	5,038
Interest expense	(3,076)
Administrative expenses	(1,246)
Other expenses	(1,615)
Loss on ordinary activities before tax	(899)
Income tax expense	-
Profit after tax	(899)

Summarised statement of financial position

	2015 N'million
Cash and cash equivalents (current)	3,897
Trade and other receivables (current)	64,933
Trade and other payables (current)	(119)
Liabilities (non-current)	(64,862)
Other liabilities (current)	(4,738)
Total equity	(889)

Summarised cash flow information for year ended

	2015 N'million
Operating	3,958
Investing	(64,933)
Financing	64,862
Net increase/(decrease) in cash and cash equivalents	3,887

%

Proportion of equity interest held by non-controlling interests

-

Accumulated balances of material non-controlling interests
Dividends paid to non-controlling interests

2015
N'million
-
-

	Percentage shareholding	Group		Bank	
		2015 N'million	2014 N'million	2015 N'million	2014 N'million
25 Investments in associates					
Africa Finance Corporation (AFC)	42%	112,712	89,646	57,958	57,958
Nigerian Export Import Bank (NEXIM)	50%	22,622	22,463	25,000	25,000
Bank of Industry (BOI)	5.19%	13,730	11,240	7,655	7,655
Bank of Agriculture (BOA)	14%	-	-	4,027	4,027
Agricultural Credit Guarantee Scheme Fund (ACGSF)	40%	2,100	1,862	1,200	1,200
Abuja Securities & Commodity Exchange (ASCE)	59.7%	-	-	408	408
National Economic Reconstruction Fund (NERFUND)	4%	-	-	100	100
FMDQ-OTC Security Exchange	15.6%	238	186	100	100
Nigeria Inter-Bank Settlement System (NIBSS)	3.6%	209	173	53	53
		151,611	125,570	96,501	96,501
Less: Impairment allowance (Note 25a)		-	-	(4,535)	(4,535)
		151,611	125,570	91,966	91,966
Maturity analysis					
		2015 N'million	2014 N'million	2015 N'million	2014 N'million
Non-current		151,611	125,570	91,966	91,966
		151,611	125,570	91,966	91,966

25a A reconciliation of the allowance for impairment losses for investment in associates, by investees, is as follows:

Bank	Bank of Agriculture (BOA)	Abuja Securities & Commodity Exchange (ASCE)	National Economic Reconstruction Fund (NERFUND)	Total
	N'million	N'million	N'million	N'million
As at 31 December 2014	4,027	408	100	4,535
As at 31 December 2015	4,027	408	100	4,535

CENTRAL BANK OF NIGERIA
NOTES TO THE CONSOLIDATED AND SEPARATE FINANCIAL STATEMENTS
FOR THE YEAR ENDED 31 DECEMBER 2015
(All amounts are in millions of Naira, unless otherwise stated)

25 Investments in associates (continued)

The CBN holds unlisted equity investments in various entities that are classified as associates. These are held by the CBN as part of its functions as a central bank and are thus of a longstanding nature. The percentage shareholdings held by the CBN and the cost of the investments are presented above.

The investees are involved in activities that promote economic growth and development in Nigeria, which goals form part of the CBN's agenda and mandate. The risks faced by the CBN as a result of these investments is limited to the original cost invested.

The CBN has not made any capital commitments to any of the associates. The investees are carried at cost less impairment in the separate financial statements and equity accounted in the consolidated financial statements. Information about the activities of the associates are presented below:

Africa Finance Corporation (AFC)

AFC is a private sector-led Pan African multilateral development finance institution, with a capital base of US\$1.2 billion, established to be a catalyst for private sector infrastructure investment across African. AFC not only provides access to finance, deal structuring and sector technical expertise, but also advisory services, project development capacity, and funding to bridge the infrastructure investment and access deficits, in the core infrastructure sectors of power, natural resources, heavy industry, transport and telecommunications, all critical pillars for economic growth across African. Its principal place of business is in Lagos, Nigeria. The Group's interest in AFC is accounted for using the equity method in the consolidated financial statements.

Nigerian Export Import Bank (NEXIM)

A foremost bank of its nature in African, NEXIM was established to carry on the business of provision of export credit guarantee and export credit insurance facilities to its clients, provision of credit in local currency to its clients in support of exports, establishment and management of funds connected with exports, maintenance of a foreign exchange revolving fund for lending to exporters who need to import foreign inputs to facilitate export production, maintenance of a trade information system in support of export business and provision of domestic credit insurance where such a facility is likely to assist exports. Its principal place of business is in Abuja, Nigeria. The Group's interest in NEXIM is accounted for using the equity method in the consolidated financial statements.

Bank of Industry (BOI)

The Bank was incorporated as a private limited liability company under the name Nigerian Industrial Development Bank Limited on 22 January 1964 and it changed its name to Bank of Industry Limited by a special resolution passed at an extra-ordinary general meeting held on 5 October 2001. The principal activity of the group is the provision of development financing services. Its principal place of business is in Lagos, Nigeria. The Group's interest in BOI is accounted for using the equity method in the consolidated financial statements.

Bank of Agriculture (BOA)

The Bank was incorporated on 24 November 1972 as Nigerian Agricultural Bank Limited, changed its name to the Nigerian Agricultural and Co-operative Bank Limited (NACB) in 1978 and later changed to Nigerian Agricultural Co-operative and Rural Development Bank Limited (NARCDB) on 29 December 2000. It enlarged its object clause to include the total development activities of the Peoples Bank of Nigeria and also acquired the risk assets of the Family Economic Advancement Program (FEAP). On 6 October 2010, the Bank further changed to Bank of Agriculture Limited. The Bank is fully owned by the Federal Government of Nigeria through the Ministry of Finance Incorporated and the Central Bank of Nigeria. The Bank grants Micro and Macro loans for Agricultural production, processing and marketing and other financial services, but as from 1 April 2006, marketing ceased to be one of the Bank's principal activities. It also engages in the business of stimulation of rural savings as well as provision of loans to small scale enterprises in order to develop the economic base of the low income populace. Its principal place of business is in Kaduna, Nigeria. The Group's interest in BOA is accounted for using the equity method in the consolidated financial statements.

FMDQ-OTC Plc

FMDQ OTC PLC was incorporated in Nigeria under the companies and Allied matters Act on 6 January 2011 as a public liability company, and was licensed by the Securities and Exchange Commission on 6 November 2012 to perform the function as a securities exchange and self regulatory organisation. The principal activities of the Company are developing, organising and regulating the platform for listing, quotation, registration and trading of debt securities and currencies. Its principal place of business is in Lagos, Nigeria. The Group's interest in FMDQ is accounted for using the equity method in the consolidated financial statements.

Agricultural Credit Guarantee Scheme Fund (ACGSF)

The Fund was established by the Agricultural Credit Guarantee Scheme Fund Decree (No 20) of 1977. The Fund was established for the purpose of providing guarantees in respect of loans granted for agricultural purposes by any bank with a view to encourage banks to make advances to the agricultural sub-sector of the economy. The Fund is managed by the ACGSF Board. The Board was dissolved in October 2007. Its principal place of business is in Abuja, Nigeria. The Group's interest in ACGSF is accounted for using the equity method in the consolidated financial statements.

Abuja Securities & Commodity Exchange (ASCE)

The Abuja Securities & Commodity Exchange (ASCE) was originally incorporated as a Stock Exchange on June 17, 1998. It commenced electronic trading in securities in May 2001 and was converted to a commodity Exchange on August 8, 2001 and brought under the supervision of the Federal Ministry of Commerce. The conversion was premised on the need for an alternative institutional arrangement that would manage the effect of price fluctuations in the marketing of agricultural produce which has adversely affected the earnings of farmers since the abolishment of commodity Boards in 1986. Its principal place of business is in Abuja, Nigeria. The Group's interest in ASCE is accounted for using the equity method in the consolidated financial statements.

National Economic Reconstruction Fund (NERFUND)

The Fund was established in 1989 by the National Economic Reconstruction Act, Cap. 254, 1990 Laws of the Federation (NERFUND Act) with the main objective of acting as a catalyst for the rapid rise of real production enterprises in the country. To accomplish this, it is mandated to provide medium to long term financing to small and medium scale enterprises, with special emphasis on the manufacturing and agro-allied sectors. It is also saddled with the responsibility of 'correcting observed inadequacies in the provision of medium to long term financing to small and medium scale enterprises' in the country. Its principal place of business is in Abuja, Nigeria. The Group's interest in NERFUND is accounted for using the equity method in the consolidated financial statements.

Nigeria Inter-Bank Settlement System (NIBSS)

The Nigeria Inter-Bank Settlement System Plc. (NIBSS) was set up by the decision of the Bankers Committee in 1992, as a Banking Industry Shared-Service, to help streamline inter-bank payments and settlement mechanisms, and to promote electronic payments in Nigeria. Incorporated in April 1993, it commenced operations on the 13th of June 1994. The Bank holds an investment in the equity of NIBSS. As at 31 December 2015 the Bank paid a total of N53 million (2014: N53 million). The proportion of the Bank equity interest to the total holding in this institution is 3.6%. These shares are measured at cost less impairment losses. The Nigeria Inter-Bank Settlement System Plc (NIBSS) was set up by the decision of the Bankers Committee in 1992, as a Banking Industry Shared-Service, to help streamline inter-bank payments and settlement mechanisms, and to promote electronic payments in Nigeria. Incorporated in April 1993 it commenced operations on 13th June 1994. NIBSS is owned by all licensed banks and discount houses in Nigeria, and the Central Bank of Nigeria. The Board consists of representatives of banks, Discount Houses and the Managing Director of NIBSS with Deputy Governor (Operations), Central Bank of Nigeria, as the Chairman. Its principal place of business is in Lagos, Nigeria. The Group's interest in NIBSS is accounted for using the equity method in the consolidated financial statements.

CENTRAL BANK OF NIGERIA
NOTES TO THE CONSOLIDATED AND SEPARATE FINANCIAL STATEMENTS
FOR THE YEAR ENDED 31 DECEMBER 2015
(All amounts are in millions of Naira, unless otherwise stated)

25 Investments in associates (continued)

	2015	2014
	N'million	N'million
Share of profit of associates	7,697	6,227
Share of OCI of associates	23,152	6,458
	30,849	12,685

Although the Group holds less than 20% of the equity shares of BOA, NIBSS, FMDQ OTC, NERFUND and BOI, and it has less than 20% of the voting power at shareholder meetings, the Group exercise significant influence by control over the relevant activities of the associates and chairs the Board of the companies. Also, CBN owns more than half of the voting right in ASCE but does not have control since the guidelines setting up ASCE does not give CBN powers to direct the relevant activities of the investee.

Summarised financial information in respect of each of the Group's material associates is set out below. The summarised financial information below represents amounts shown in the associates financial statements prepared in accordance with IFRSs (adjusted by the Group for equity accounting purposes).

31 December 2015

	Nigeria Inter- Bank Settlement System (NIBSS) N'million	Africa Finance Corporation (AFC) N'million	National Economic Reconstructi on Fund (NERFUND) N'million	Nigerian Export Import Bank (NEXIM) N'million	Bank of Agriculture (BOA) N'million	Bank of Industry (BOI) N'million	FMDQ OTC Plc N'million	Agricultural Credit Guarantee Scheme Fund (ACGSF) N'million
Current assets	7,752	56,383	567	13,527	9,036	73,494	398	7,138
Non-current assets	2,255	540,921	4,763	51,468	20,052	627,889	1,844	-
Current liabilities	(2,192)	(5,318)	(344)	(19,745)	(20,238)	(18,170)	(763)	(23)
Non-current liabilities	(132)	(323,623)	(10,140)	(4,134)	(14,142)	(472,967)	(14)	(1,865)
Equity	7,683	268,363	(5,154)	41,116	(5,292)	210,246	1,465	5,250
Revenue	3,663	30,579	766	4,908	1,807	18,782	1,847	1,101
Gross income/(loss)	4,090	22,117	534	4,195	(2,477)	61,488	2,091	1,101
Total expenses	(1,993)	(10,963)	(410)	(3,941)	(4,631)	(11,400)	(1,619)	(505)
Profit/(loss) before tax	2,097	11,154	124	254	(7,108)	50,088	472	596
Income tax expenses	(554)	-	-	-	-	(1,099)	(128)	-
Profit for the year	1,543	11,154	124	254	(7,108)	48,989	344	596
Other comprehensive income, net of income tax:	-	55,093	-	64	-	(318)	(12)	-
Total comprehensive income for the year	1,543	66,247	124	318	(7,108)	48,671	332	596
Group share of profit for the year	56	4,684	-	127	-	2,539	54	237
Group share of other comprehensive income	-	23,139	-	32	-	(17)	(2)	-
Group share of total comprehensive income	56	27,823	-	159	-	2,522	52	237
Unrecognised share of losses for the current year	-	-	-	-	(995)	-	-	-
Cumulative share of losses at end of period	-	-	(2,728)	-	(7,921)	-	-	-
Dividend received	20	4,757	-	-	-	32	-	-

CENTRAL BANK OF NIGERIA
NOTES TO THE CONSOLIDATED AND SEPARATE FINANCIAL STATEMENTS
FOR THE YEAR ENDED 31 DECEMBER 2015
(All amounts are in millions of Naira, unless otherwise stated)

25 Investments in associates (continued)
31 December 2014

	Nigeria Inter-Bank Settlement System (NIBSS)	Africa Finance Corporation (AFC)	National Economic Reconstruction Fund (NERFUND)	Nigerian Export Import Bank (NEXIM)	Bank of Agriculture (BOA)	Bank of Industry (BOI)	FMDQ OTC Plc	Agricultural Credit Guarantee Scheme Fund (ACGSF)
	N'million	N'million	N'million	N'million	N'million	N'million	N'million	N'million
Current assets	5,753	57,376	623	17,098	15,344	28,441	210	163
Non-current assets	2,018	351,174	2,755	34,195	20,642	583,711	1,367	6,554
Current liabilities	(1,506)	(4,205)	(4,707)	(5,177)	(20,754)	(18,664)	(472)	(103)
Non-current liabilities	-	(177,819)	(5,721)	(10,355)	(13,383)	(431,300)	(16)	(1,957)
Equity	6,265	226,526	(7,050)	35,761	1,849	162,188	1,089	4,657.00
Revenue	2,979	16,339	159	4,193	1,244	23,253	1,600	593
Gross income	2,995	22,413	(122)	4,732	3,210	27,108	1,753	593
Total expenses	(1,404)	(6,035)	(591)	(4,624)	(3,395)	(21,464)	(1,044)	(640)
Profit/(loss) before taxation	1,591	16,378	(713)	108	(185)	5,644	709	(47)
Income tax expenses	(445)	-	-	-	-	(454)	(161)	-
Profit for the year	1,146	16,378	(713)	108	(185)	5,190	548	(47)
Other comprehensive income, net of income tax:	-	13,412	-	-	-	1,858	-	-
Total comprehensive income for the year	1,146	29,790	(713)	108	(185)	7,048	548	(47)
Group share of profit/(loss) for the year	24	4,095	-	4	-	2,018	86	-
Group share of other comprehensive income	-	5,700	-	-	-	758	-	-
Group share of total comprehensive income	24	9,795	-	4	-	2,776	86	-
Unrecognised share of losses for the current year	-	-	(36)	-	-	-	-	-
Cumulative share of losses at end of period	-	-	(1,401)	-	-	-	-	-
Dividend received	17	2,865	-	50	-	73	-	-

	Group		Bank	
	2015	2014	2015	2014
	N'million	N'million	N'million	N'million
26 Other assets				
Sundry receivables (Note 26a)	1,331,474	1,264,957	1,334,474	1,264,957
Account receivables	28,383	28,376	28,383	28,376
Prepayments	4,702	15,550	4,243	12,608
Deposit for shares	-	2,500	-	2,500
Due from Agricultural Credit Guarantee Scheme Fund	244	787	244	787
Other receivables	5,223	5,169	-	-
Inventories	8,793	9,323	-	-
	1,378,819	1,326,662	1,367,344	1,309,228
Less: Impairment allowance (26b)	(37,247)	(35,754)	(37,247)	(35,754)
	1,341,572	1,290,908	1,330,097	1,273,474

Maturity analysis

	Group		Bank	
	2015	2014	2015	2014
	N'million	N'million	N'million	N'million
Current	18,733	30,043	4,258	12,609
Non-current	1,322,839	1,260,865	1,325,839	1,260,865
	1,341,572	1,290,908	1,330,097	1,273,474

CENTRAL BANK OF NIGERIA
NOTES TO THE CONSOLIDATED AND SEPARATE FINANCIAL STATEMENTS
FOR THE YEAR ENDED 31 DECEMBER 2015
(All amounts are in millions of Naira, unless otherwise stated)

26 Other assets (continued)

26a Sundry receivables are further analysed as follows:

Other sundry assets	1,331,304	1,264,433	1,334,304	1,264,433
Cheques in clearing	170	524	170	524
	1,331,474	1,264,957	1,334,474	1,264,957

Sundry receivables include prepaid staff expenses of N14.5 billion (31 December 2014: N13.7 billion) and prepaid intervention expenses of N1.305 trillion (31 December 2014: N1.237 trillion) arising from below market interest loans issued to staff members and loans to the financial services sector respectively. The loans to financial services sector are in pursuit of the CBN's developmental agenda and also to ensure financial markets stability. These prepaid expenses are amortised over the tenor of the respective loans.

26b Impairment allowance for other assets

A reconciliation of the allowance for impairment for other assets, by class, is as follows:

	Group				Bank			
	Account receivables	Sundry receivables	Scheme Fund	Total	Account receivables	Sundry receivables	Guarantee Scheme Fund	Total
	N'million	N'million	N'million	N'million	N'million	N'million	N'million	N'million
At 1 January 2014	27,775	5,778	371	33,924	27,775	5,778	371	33,924
Charge for the year (Note 17)	600	1,408	-	2,008	600	1,408	-	2,008
Reversal during the year (Note 17)	-	-	(178)	(178)	-	-	(178)	(178)
As at 31 December 2014	28,375	7,186	193	35,754	28,375	7,186	193	35,754
Charge for the year (Note 17)	-	1,449	51	1,500	-	1,449	51	1,500
Reversal during the year (Note 17)	(7)	-	-	(7)	(7)	-	-	(7)
As at 31 December 2015	28,368	8,635	244	37,247	28,368	8,635	244	37,247

27 Intangible assets

	Group			Bank		
	Computer software	Software under development	Total	Computer software	Software under development	Total
	N'million	N'million	N'million	N'million	N'million	N'million
Cost						
At 1 January 2014	14,530	2,276	16,806	14,507	2,276	16,783
Additions	5	312	317	5	312	317
Reclassifications	117	(117)	-	117	(117)	-
At 31 December 2014	14,652	2,471	17,123	14,629	2,471	17,100
Additions	979	1,553	2,532	979	1,553	2,532
At 31 December 2015	15,631	4,024	19,655	15,608	4,024	19,632
Accumulated amortisation						
At 1 January 2014	9,394	-	9,394	9,371	-	9,371
Amortisation	2,688	-	2,688	2,688	-	2,688
At 31 December 2014	12,082	-	12,082	12,059	-	12,059
Amortisation	2,519	-	2,519	2,519	-	2,519
At 31 December 2015	14,601	-	14,601	14,578	-	14,578
Net book value						
At 31 December 2015	1,030	4,024	5,054	1,030	4,024	5,054
At 31 December 2014	2,570	2,471	5,041	2,570	2,471	5,041

Maturity analysis

	Group		Bank	
	2015	2014	2015	2014
	N'million	N'million	N'million	N'million
Non-current	5,054	5,041	5,054	5,041
	5,054	5,041	5,054	5,041

28 Property, plant and equipment

Group	Land	Building	Plant, machinery and FURNITURES and fittings		Computer equipment	Motor vehicles	Capital work in progress	Total
			N'million	N'million				
Cost								
At 1 January 2014	1,671	117,494	65,344	5,648	4,743	8,195	230,226	433,321
Additions	-	5,027	3,717	280	562	1,228	63,835	74,649
Reclassifications	-	58,664	482	210	191	798	(60,345)	-
Transfers	-	-	-	-	-	(304)	-	(304)
Disposals	-	-	(2,004)	(62)	(107)	(126)	(1)	(2,300)
At 31 December 2014	1,671	181,185	67,539	6,076	5,389	9,791	233,715	505,366
Additions	-	1,448	5,091	1,646	253	1,415	47,436	57,289
Reclassifications	-	(117)	5,276	11	82	-	(5,252)	-
Disposals	-	(3,833)	(14)	(30)	(491)	(204)	(454)	(5,026)
At 31 December 2015	1,671	178,683	77,892	7,703	5,233	11,002	275,445	557,629
Accumulated depreciation and impairment								
At 1 January 2014	-	19,385	29,648	3,936	3,432	3,690	-	60,091
Depreciation charged for the year	-	6,018	5,643	477	1,006	1,283	-	14,427
Disposals	-	-	(612)	(49)	(83)	(401)	-	(1,145)
At 31 December 2014	-	25,403	34,679	4,364	4,355	4,572	-	73,373
Depreciation charged for the year	-	3,647	3,284	308	558	1,720	-	9,517
Reclassifications	-	-	(11)	-	11	-	-	-
Disposals	-	(993)	(8)	(26)	(61)	(156)	-	(1,244)
At 31 December 2015	-	28,057	37,944	4,646	4,863	6,136	-	81,646
Net book value								
At 31 December 2015	1,671	150,626	39,948	3,057	370	4,866	275,445	475,983
At 31 December 2014	1,671	155,782	32,860	1,712	1,034	5,219	233,715	431,993

CENTRAL BANK OF NIGERIA
NOTES TO THE CONSOLIDATED AND SEPARATE FINANCIAL STATEMENTS
FOR THE YEAR ENDED 31 DECEMBER 2015
(All amounts are in millions of Naira, unless otherwise stated)

28 Property, plant and equipment (continued)

Bank	Land N'million	Building N'million	Plant and equipment N'million	Furnitures and fittings N'million	Computer equipment N'million	Motor vehicles N'million	Capital work in progress N'million	Total N'million
Cost								
At 1 January 2014	1,617	109,331	32,799	3,574	4,743	7,559	226,008	385,631
Additions	-	4,979	1,487	224	562	1,131	41,349	49,732
Reclassifications	-	58,664	482	210	191	798	(60,345)	-
Disposals	-	-	(2,004)	(27)	(107)	(126)	(1)	(2,265)
At 31 December 2014	1,617	172,974	32,764	3,981	5,389	9,362	207,011	433,098
Additions	-	1,431	4,196	1,568	253	1,284	41,371	50,103
Reclassifications	-	(200)	(22)	-	22	-	200	-
Disposals	-	(3,833)	(14)	(28)	(491)	(157)	(454)	(4,977)
At 31 December 2015	1,617	170,372	36,924	5,521	5,173	10,489	248,128	478,224

Bank	Land N'million	Building N'million	Plant, machinery and equipment N'million	Furnitures and fittings N'million	Computer equipment N'million	Motor vehicles N'million	Capital work in progress N'million	Total N'million
Accumulated depreciation and impairment								
At 1 January 2014	-	17,372	21,642	2,502	3,431	3,329	-	48,276
Depreciation charged for the year	-	5,619	3,003	353	1,006	1,210	-	11,191
Disposals	-	-	(612)	(24)	(83)	(98)	-	(817)
At 31 December 2014	-	22,991	24,033	2,831	4,354	4,441	-	58,650
Depreciation charged for the year	-	3,708	2,795	477	558	1,294	-	8,832
Reclassifications	-	-	(11)	-	11	-	-	-
Disposals	-	(993)	(8)	(24)	(61)	(116)	-	(1,202)
At 31 December 2015	-	25,706	26,809	3,284	4,862	5,619	-	66,280
Net book value								
At 31 December 2015	1,617	144,666	10,115	2,237	311	4,870	248,128	411,944
At 31 December 2014	1,617	149,983	8,731	1,150	1,035	4,921	207,011	374,448

Maturity analysis

Non-current	Group		Bank	
	2015 N'million	2014 N'million	2015 N'million	2014 N'million
	475,983	431,993	411,944	374,448
	475,983	431,993	411,944	374,448

29 Deposits

	Group		Bank	
	2015 N'million	2014 N'million	2015 N'million	2014 N'million
Government deposits:				
- Capital and settlement accounts	2,590,975	862,060	2,590,975	862,060
- Domiciliary accounts	999,791	570,402	999,791	570,402
Other accounts (Note 29a)	1,154,748	1,199,238	1,154,748	1,199,238
Financial Institutions:				
- Current and settlement accounts	1,208,958	564,179	1,208,958	564,179
- Banks' reserve accounts	2,476,571	3,583,636	2,476,571	3,583,636
- Special intervention reserve	254,113	-	254,113	-
	8,685,156	6,779,515	8,685,156	6,779,515

Maturity analysis

Current	Group		Bank	
	2015 N'million	2014 N'million	2015 N'million	2014 N'million
	8,685,156	6,779,515	8,685,156	6,779,515
	8,685,156	6,779,515	8,685,156	6,779,515

29a Other accounts are further analysed as follows:

	Group		Bank	
	2015 N'million	2014 N'million	2015 N'million	2014 N'million
FGN Petroleum Profits Tax Naira funding account	766,463	786,663	766,463	786,663
FGN excess crude oil proceeds (Naira funding) account	191,098	162,735	191,098	162,735
Letters of credit consolidated account	137,424	160,323	137,424	160,323
FGN (External creditors) funding account	8,068	38,731	8,068	38,731
Special reserve account	811	33,002	811	33,002
Sundry accounts	41,505	11,363	41,505	11,363
NNPC/NAPIMS cash call account	6,353	6,353	6,353	6,353
Sovereign Wealth Fund	58	49	58	49
Deposit for Naira draft account	2,968	19	2,968	19
	1,154,748	1,199,238	1,154,748	1,199,238

29b Foreign currency deposits held on behalf of customers for letters of credit transactions and other purposes are analysed below:

Other accounts	Group		Bank	
	2015 N'million	2014 N'million	2015 N'million	2014 N'million
Domiciliary accounts	1,154,748	1,199,238	1,154,748	1,199,238
	999,791	570,402	999,791	570,402
	2,154,539	1,769,640	2,154,539	1,769,640

CENTRAL BANK OF NIGERIA
NOTES TO THE CONSOLIDATED AND SEPARATE FINANCIAL STATEMENTS
FOR THE YEAR ENDED 31 DECEMBER 2015
(All amounts are in millions of Naira, unless otherwise stated)

29 Deposits (continued)

Government deposits:

This represents the position of the accounts of Ministries, Departments and Agencies of the Federal Government of Nigeria with the Central Bank of Nigeria.

Financial Institutions:

The current and settlement accounts represent transaction and deposit balances of financial institutions with the Central Bank of Nigeria. The Banks' reserve accounts represent the statutory minimum reserve (SMR) of commercial banks with the Central Bank of Nigeria. This is a statutory ratio for monetary policy. Commercial banks are required to hold a prescribed percentage of their total deposits with the Central Bank of Nigeria.

Other accounts:

The other accounts largely represent deposits held on behalf of customers.

30 Central Bank of Nigeria Instruments

Open Market Operations - Central Bank of Nigeria Bills
 Central Bank of Nigeria Promissory Notes

	Group		Bank	
	2015	2014	2015	2014
	N'million	N'million	N'million	N'million
Open Market Operations - Central Bank of Nigeria Bills	2,239,981	2,755,611	2,239,981	2,755,611
Central Bank of Nigeria Promissory Notes	96	-	96	-
	2,240,077	2,755,611	2,240,077	2,755,611

Central Bank of Nigeria Promissory Notes:

At 1 January

Issued during the year	91	-	91	-
Redemption in the year	-	(461)	-	(461)
Accrued interest	5	-	5	-
At 31 December	96	-	96	-

Open Market Operations - Central Bank of Nigeria Bills:

At 1 January

Issued during the year	5,642,047	8,369,171	5,642,047	8,369,171
Redemption during the year	(6,225,625)	(9,296,675)	(6,225,625)	(9,296,675)
Deferred interest and repayments	67,948	(55,517)	67,948	(55,517)
At 31 December	2,239,981	2,755,611	2,239,981	2,755,611

Maturity analysis

	2015		2014	
	N'million	N'million	N'million	N'million
Current	2,240,077	2,755,611	2,240,077	2,755,611
	2,240,077	2,755,611	2,240,077	2,755,611

Central Bank of Nigeria Promissory Notes:

The CBN issued promissory notes to Ecobank Nigeria Plc., as part of a Purchase and Assumption Arrangement over the private sector deposits and certain assets of defunct African International Bank Limited. The promissory notes have a tenor of 1 year and carry coupon rates of 14.69%.

Open Market Operations - Central Bank of Nigeria Bills:

Central Bank of Nigeria bills represent bills of the Bank issued to commercial banks as a liquidity management tool and as a means of implementing monetary policy. These instruments have tenors ranging from 7 days - 364 days and carry discount rates ranging from 7.48% - 14% per annum.

31 Bank notes and coins in circulation

Notes
 Coins

	Group		Bank	
	2015	2014	2015	2014
	N'million	N'million	N'million	N'million
Notes	1,856,478	1,796,518	1,856,495	1,796,528
Coins	1,310	1,314	1,310	1,314
	1,857,788	1,797,832	1,857,805	1,797,842

Maturity analysis

	2015		2014	
	N'million	N'million	N'million	N'million
Current	1,857,788	1,797,832	1,857,805	1,797,842
	1,857,788	1,797,832	1,857,805	1,797,842

Bank notes and coins in circulation represents the face value of notes and coins in circulation. Notes and coins held by the Bank are cash in main vault, intermediary vault and cashier/teller at the end of financial year have been netted off against the liability for notes and coins in circulation because they do not represent currency in circulation.

32 Employee benefit

The table below outlines where the Group's post employment amounts and activity are included in the financial statements

	Group		Bank	
	2015	2014	2015	2014
	N'million	N'million	N'million	N'million
Employee defined benefit assets recognised in statement of financial position:				
Defined benefit pension scheme (Note 32.1)	-	(28,751)	-	(28,665)
Asset in the statement of financial position	-	(28,751)	-	(28,665)

CENTRAL BANK OF NIGERIA
NOTES TO THE CONSOLIDATED AND SEPARATE FINANCIAL STATEMENTS
FOR THE YEAR ENDED 31 DECEMBER 2015
(All amounts are in millions of Naira, unless otherwise stated)

32 Employee benefit (continued)

Defined benefit liabilities:				
Defined benefit pension scheme (Note 32.1)	39,255	-	39,075	-
Post-employment gratuity scheme (Note 32.2)	88,996	77,543	88,996	77,543
Long service awards (Note 32.3)	1,002	809	925	750
Post-employment medical aid scheme for pensioners (Note 32.4)	4,035	3,304	4,035	3,304
Defined contribution liabilities (Note 32.5)	502	235	502	235
Liability in the statement of financial position	133,790	81,891	133,533	81,832
Net employee benefits liabilities	133,790	53,140	133,533	53,167

	Group		Bank	
	2015	2014	2015	2014
	N'million	N'million	N'million	N'million
Net benefit expenses recognised in income statement:				
Defined benefit pension scheme (Note 32.1)	24,449	(1,019)	24,462	(1,039)
Post-employment gratuity scheme (Note 32.2)	18,065	12,134	18,065	12,134
Long service awards (Note 32.3)	273	61	249	59
Post-employment medical aid scheme for pensioners (32.4)	470	521	470	521
Total defined benefit expenses (Note 12)	43,257	11,697	43,246	11,675
Defined benefit contributions	4,654	4,943	4,317	3,671
	47,911	16,640	47,563	15,346

Remeasurement (gains)/losses in other comprehensive income:				
Defined benefit pension scheme (Note 32.1)	43,557	(15,354)	43,278	(15,087)
Post-employment gratuity scheme (Note 32.2)	6,040	6,822	6,040	6,822
Post-employment medical aid scheme for pensioners (Note 32.4)	585	(933)	585	(933)
	50,182	(9,465)	49,903	(9,198)

The amount recognised in the income statement under personnel expenses includes current service cost, interest cost and expected return on plan assets past service costs and remeasurement gains or losses (other long term employees benefit) on defined benefit schemes.

Maturity analysis

	Group		Bank	
	2015	2014	2015	2014
	N'million	N'million	N'million	N'million
Current	502	235	502	235
Non-current	133,288	52,905	133,031	52,932
	133,790	53,140	133,533	53,167

32.1 Defined benefit pension scheme

The Central Bank of Nigeria operates a defined benefit pension scheme for the retired employees of the Bank. This scheme is funded and the Bank is expected to pay monthly pension to the retired staff until death of the last pensioner. An actuarial valuation has been performed to determine the Bank's obligations to the pensioners and the amounts have been appropriately recognised in the statement of financial position.

The assets of the pension plan are held in a separate fund managed by the Trustee to meet the short and long term plan pension liabilities of retired employees. The Trustee is required to act in the best interest of the beneficiary. The Trustee is appointed by the Group. The Trustee select adviser to the fund and are also responsible for preparing proper accounting records of the scheme, safeguarding assets and taking reasonable steps to prevent and detect fraud and any other irregularities. The trustee actively monitors how the duration and the expected yield of the plan assets match the expected cash flows from pension obligations. The Trustee have not change the processes used to manage risks from previous period, no derivatives are used to manage risk. The Trust deed specify that assets of the fund are not available to the Group for other uses and must be used only to fund defined pension obligation.

The amounts recognised in the statement of financial position are determined as follows:

	Group		Bank	
	2015	2014	2015	2014
	N'million	N'million	N'million	N'million
Present value of funded obligations	125,453	62,927	123,825	61,713
Fair value of plan assets	(86,198)	(91,678)	(84,750)	(90,378)
Surplus/(shortage) of funded plans	39,255	(28,751)	39,075	(28,665)

The maximum economic benefit available is in the form of a combination of reduction in future contribution and refunds.

The movement in the defined benefit liability over the year is as follows:

	Group			Bank		
	Present value of obligation N'million	Fair value of plan assets N'million	Total of obligation N'million	Present value of obligation N'million	Fair value of plan assets N'million	Total N'million
At 1 January 2014	83,853	(91,315)	(7,462)	82,173	(89,795)	(7,622)
Interest expense	10,591	-	10,591	10,390	-	10,390
Expected return on plan assets	-	(11,610)	(11,610)	-	(11,429)	(11,429)
	10,591	(11,610)	(1,019)	10,390	(11,429)	(1,039)
Remeasurements:						
Gain from change in financial assumptions	(5,659)	-	(5,659)	(5,530)	-	(5,530)
Actuarial losses on plan assets	-	7,386	7,386	-	7,198	7,198
Experience adjustment	(17,081)	-	(17,081)	(16,755)	-	(16,755)
	(22,740)	7,386	(15,354)	(22,285)	7,198	(15,087)
Employer contributions	-	(4,916)	(4,916)	-	(4,916)	(4,916)
Benefits payments	(8,777)	8,777	-	(8,565)	8,565	-
At 31 December 2014	62,927	(91,678)	(28,751)	61,713	(90,378)	(28,665)

CENTRAL BANK OF NIGERIA
NOTES TO THE CONSOLIDATED AND SEPARATE FINANCIAL STATEMENTS
FOR THE YEAR ENDED 31 DECEMBER 2015
(All amounts are in millions of Naira, unless otherwise stated)

32.1 Defined benefit pension scheme (continued)

	Group			Bank		
	Present value of obligation N'million	Fair value of plan assets N'million	Total N'million	Present value of obligation N'million	Fair value of plan assets N'million	Total N'million
At 1 January 2015	62,927	(91,678)	(28,751)	61,713	(90,378)	(28,665)
Interest expense	8,770	-	8,770	8,603	-	8,603
Past service cost	28,762	-	28,762	28,762	-	28,762
Expected return on plan assets	-	(13,083)	(13,083)	-	(12,903)	(12,903)
	<u>37,532</u>	<u>(13,083)</u>	<u>24,449</u>	<u>37,365</u>	<u>(12,903)</u>	<u>24,462</u>
Remeasurements:						
Loss from change in financial assumptions	20,188	-	20,188	19,878	-	19,878
Actuarial losses on plan assets	-	(8,713)	(8,713)	-	(8,537)	(8,537)
Experience adjustment	<u>32,082</u>	<u>-</u>	<u>32,082</u>	<u>31,937</u>	<u>-</u>	<u>31,937</u>
	<u>52,270</u>	<u>(8,713)</u>	<u>43,557</u>	<u>51,815</u>	<u>(8,537)</u>	<u>43,278</u>
Benefits payments	(27,276)	27,276	-	(27,068)	27,068	-
	<u>(27,276)</u>	<u>27,276</u>	<u>-</u>	<u>(27,068)</u>	<u>27,068</u>	<u>-</u>
At 31 December 2015	125,453	(86,198)	39,255	123,825	(84,750)	39,075

The remeasurements of the net defined benefit liability (asset) relates only to changes in financial assumptions.

Asset mix

The breakdown of the fund's net assets as provided by the Group is shown in the table below:

Category	2015	Percentage	2014	Percentage
	N'million		N'million	
Investments quoted in active markets:				
Equities	6,139	7.11%	9,050	9.80%
Money market	27,084	31.35%	36,450	39.48%
Bonds	51,497	59.60%	46,655	50.53%
Cash	111	0.13%	62	0.07%
Unquoted investments:				
Property	1,316	1.52%		
Others	253	0.29%	111	0.12%
Gross value of assets	86,400	100.00%	92,328	100.00%
Less: Amount due to active staff	(202)	-0.23%	(650)	-0.70%
Net asset	86,198	99.77%	91,678	99.30%

The breakdown of the fund's net assets as provided by the Bank is shown in the table below:

Category	2015	Percentage	2014	Percentage
	N'million		N'million	
Investments quoted in active markets:				
Equities	6,038	7.11%	9,050	9.94%
Money market	27,084	31.89%	36,450	40.04%
Bonds	51,497	60.63%	45,353	49.82%
Cash	111	0.13%	62	0.07%
Unquoted investments:				
Others	208	0.00%	113	0.12%
Gross value of assets	84,938	99.76%	91,028	100.00%
Less: Amount due to active staff	(188)	-0.22%	(650)	-0.71%
Net asset	84,750	99.53%	90,378	99.29%

The significant actuarial assumptions were as follows:

Financial Assumptions	Bank	
	2015	2014
Long Term Average		
Discount Rate (p.a)	12%	15%
Rate of Pension Increase(p.a)	4.5%	4.5%
Average Rate of Inflation (p.a)	9%	9%

Demographic Assumptions

Assumptions regarding future mortality are set based on actuarial advice in accordance with published statistics and experience.

Mortality of Pensioners	Age of Pensioner	Average Expected Future Lifetime (years)
		55
	60	19
	65	15
	70	12
	75	9

CENTRAL BANK OF NIGERIA
NOTES TO THE CONSOLIDATED AND SEPARATE FINANCIAL STATEMENTS
FOR THE YEAR ENDED 31 DECEMBER 2015
(All amounts are in millions of Naira, unless otherwise stated)

32.1 Defined benefit pension scheme (continued)

The Groups's sensitivity of the defined benefit obligation to changes in the weighted principal assumption is:

	Change in assumptions	Impact on defined benefit obligation			
		Impact of an increase N'million	Impact of a decrease N'million	Impact of an increase N'million	Impact of a decrease N'million
Base:					
Discount rate	1%	(6,946)	7,758	(2,875)	3,151
Pension Increase rate	1%	(8,887)	8,034	(3,655)	3,324
Mortality experience	1year	3,460	(3,417)	1,169	(1,144)

The Bank's sensitivity of the defined benefit obligation to changes in the weighted principal assumption is:

	Change in assumptions	Impact on defined benefit obligation			
		Impact of an increase N'million	Impact of a decrease N'million	Impact of an increase N'million	Impact of a decrease N'million
Base:					
Discount rate	1%	(7,384)	8,317	(2,736)	3,027
Pension Increase rate	1%	(9,497)	8,509	(3,655)	3,324
Mortality experience	1year	3,324	(3,292)	1,137	(1,109)

The above sensitivity analysis is based on a change in an assumption while holding all other assumptions constant. In practice, this is unlikely to occur and changes in some of the assumptions may be correlated. When calculating the sensitivity of the defined benefit obligation to significant actuarial assumptions the same method (present value of the defined benefit obligation calculated with the projected unit credit method at the end of the reporting period) has been applied as when calculating the pension liability recognised within the statement of financial position.

The methods and types of assumptions used in preparing the sensitivity analysis did not change compared to the previous period.

The following payments are expected contributions to the defined benefit plan in future years:

	Group		Bank	
	2015 N'million	2014 N'million	2015 N'million	2014 N'million
Within the next 12months (next annual reporting period)	15,114	8,677	14,964	8,591
Between 2 and 5 years	62,140	34,611	61,525	34,268
Between 5 and 10 years	309,545	151,044	306,480	149,549
Total expected payments	386,799	194,332	382,969	192,408

The average duration of the defined benefit plan obligation at the end of the reporting period is 7.81 years (2014: 7.43 years)

Through its defined benefit plans (pension scheme) the Group is exposed to asset volatility risk, inflation risk and mortality risk.

32.2 Post-employment gratuity scheme

The Group operates a non-contributory, lump sum, defined benefit gratuity scheme. Under this scheme, qualifying employees are entitled to gratuity payments on exit from the bank after completing 5 years of continuous service with the Bank. Under the previous framework, the Bank recognised yearly liabilities in its financial statements under this scheme. However, under IFRS it has engaged the services of an Actuary to estimate the gratuity plan's accrued liability for each of the years. This plan is unfunded and the amounts recognised in the statement of financial position have been appropriately recognised.

This plan is governed by the employment laws of the Bank. The level of benefits provided depends on the member's length of service and salary at exit from the Bank. The fund has a legal form of a foundation and It is governed by the Board of Trustees, which consists of an equal number of employers and employee representatives.

The amounts recognised in the statement of financial position are determined as follows:

	Group		Bank	
	2015 N'million	2014 N'million	2015 N'million	2014 N'million
Present value of obligations	88,996	77,543	88,996	77,543

The movement in the defined benefit liability over the year is as follows:

	Group		Bank	
	Present value of obligation N'million	Present value of obligation N'million	Present value of obligation N'million	Present value of obligation N'million
At 1 January 2014	61,591	61,591		
Current service cost	4,044	4,044		
Interest expense	8,090	8,090		
	12,134	12,134		
Remeasurements:				
Gains from change in financial assumptions	(7,793)	(7,793)		
Experience adjustment	14,615	14,615		
	6,822	6,822		
Benefits payments	(4,690)	(4,690)		
Past service costs	1,686	1,686		
At 31 December 2014	77,543	77,543		
At 1 January 2015	77,543	77,543		
Current service cost	6,893	6,893		
Interest expense	11,172	11,172		
	18,065	18,065		
Remeasurements:				
Loss from change in financial assumptions	10,179	10,179		
Experience adjustment	(4,139)	(4,139)		
	6,040	6,040		
Benefits paid	(12,652)	(12,652)		
At 31 December 2015	88,996	88,996		

CENTRAL BANK OF NIGERIA
NOTES TO THE CONSOLIDATED AND SEPARATE FINANCIAL STATEMENTS
FOR THE YEAR ENDED 31 DECEMBER 2015
(All amounts are in millions of Naira, unless otherwise stated)

32.2 Post-employment gratuity scheme (continued)

The remeasurements of the net defined benefit liability relates only changes in financial assumption.

The significant actuarial assumptions were as follows:

Financial Assumptions	Bank	
Long Term Average	2015	2014
Discount Rate (p.a)	12%	15%
Average Pay Increase (p.a)	11%	12%
Average Rate of Inflation (p.a)	9%	9%

Assumptions regarding future mortality are set based on actuarial advice in accordance with published statistics and experience in each territory.

Demographic Assumptions

	Sample age	Number of deaths in year out of 10,000 lives	
Mortality in service			
	25	7	
	30	7	
	35	9	
	40	14	
	45	26	
Withdrawal from service		Bank Rate	
	Age Band	2015	2014
	Less than or equal to 30	5%	5%
	31-39	4%	4%
	40-44	3%	3%
	45-60	0%	0%

The Bank's sensitivity of the defined benefit obligation to changes in the weighted principal assumption is:

Base:	Change in assumption	Impact of defined benefit obligation			
		2015	2014	2015	2014
		Impact of an increase	Impact of a decrease	Impact of an increase	Impact of a decrease
		N'million	N'million	N'million	N'million
Discount rate	1%	(5,624)	6,323	(4,017)	4,479
Salary Increase rate	1%	(6,743)	6,089	(4,794)	4,359
Mortality experience	1year	56	(51)	904	(1,399)

The above sensitivity analysis is based on a change in an assumption while holding all other assumptions constant. In practice, this is unlikely to occur and changes in some of the assumptions may be correlated. When calculating the sensitivity of the defined benefit obligation to significant actuarial assumptions the same method (present value of the defined benefit obligation calculated with the projected unit credit method at the end of the reporting period) has been applied as when calculating the pension liability recognised within the statement of financial position.

The methods and types of assumptions used in preparing the sensitivity analysis did not change compared to the previous period.

The following payments are expected contributions to the defined benefit plan in future years:

	2015	2014
	N'million	N'million
Within the next 12months (next annual reporting period)	6,201	5,943
Between 2 and 5 years	49,703	45,945
Between 5 and 10 years	101,614	110,767
Total expected payments	157,518	162,655

The average duration of the defined benefit plan obligation at the end of the reporting period is 7.84 years (2013: 7.81 years)

Through its defined benefit plans (post employment gratuity scheme) the Group is exposed to inflation risk and mortality risk.

32.3 Long service awards

The Central Bank of Nigeria provides its employees with a long service award at their tenth, twentieth, thirtieth and thirty-fifth year of employment with CBN irrespective of grade and department. This is a graduated fixed sum cash award paid to staff after they have worked for any of these length of service with the Bank. CBN engaged the services of an Actuary to determine its liability with respect to this scheme at the end of the reporting period.

The amounts recognised in the statement of financial position are determined as follows:

	Group		Bank	
	2015	2014	2015	2014
	N'million	N'million	N'million	N'million
Present value of obligations	1,002	809	925	750

The movement in the defined benefit liability over the year is as follows:

	Group	Bank
	Present value of obligation	Present value of obligation
	N'million	N'million
At 1 January 2014	889	826
Current service cost	81	79
Interest expense	103	103
	184	182
Remeasurements:		
Gain from change in financial assumptions	(64)	(64)
Experience adjustment	(59)	(59)
	(123)	(123)
Benefits payments	(141)	(135)
At 31 December 2014	809	750

CENTRAL BANK OF NIGERIA
NOTES TO THE CONSOLIDATED AND SEPARATE FINANCIAL STATEMENTS
FOR THE YEAR ENDED 31 DECEMBER 2015
(All amounts are in millions of Naira, unless otherwise stated)

32.3 Long service awards (continued)

At 1 January 2015	809	750
Current service cost	74	70
Interest expense	115	106
	<u>189</u>	<u>176</u>
Remeasurements:		
Loss from change in assumptions	151	140
Experience adjustment	(67)	(67)
	<u>84</u>	<u>73</u>
Benefits paid	(80)	(74)
At 31 December 2015	1,002	925

The significant actuarial assumptions were as follows:

Financial Assumptions		
Long Term Average	2015	2014
Discount Rate (p.a)	12%	15%
Average Pay Increase (p.a)	11%	12%
Average Rate of Inflation (p.a)	9%	9%

Assumptions regarding future mortality are set based on actuarial advice in accordance with published statistics and experience in each territory.

Demographic Assumptions

	Sample age	Number of deaths in year out of 10,000 lives
Mortality in service		
	25	7
	30	7
	35	9
	40	14
	45	26
Withdrawal from service	Rate	
	Age Band	2015
	Less than or equal to 30	5.0%
	31-39	4.0%
	40-44	3.0%
	45-60	0.0%

The Group's sensitivity of the defined benefit obligation to changes in the weighted principal assumption is:

		Impact of defined benefit obligation			
		2015	2014	2014	2014
Base:	Change in assumption	Impact of an increase N'million	Impact of a decrease N'million	Impact of an increase N'million	Impact of a decrease N'million
Discount rate	1%	(47)	53	(34)	45
Inflation rate	1%	(64)	58	(46)	42

The Bank's sensitivity of the defined benefit obligation to changes in the weighted principal assumption is:

		Impact of defined benefit obligation			
		2015	2014	2014	2014
Base:	Change in assumption	Impact of an increase N'million	Impact of a decrease N'million	Impact of an increase N'million	Impact of a decrease N'million
Discount rate	1%	(51)	57	(37)	42
Inflation rate	1%	(63)	57	(47)	43

The above sensitivity analysis is based on a change in an assumption while holding all other assumptions constant. In practice, this is unlikely to occur and changes in some of the assumptions may be correlated. When calculating the sensitivity of the defined benefit obligation to significant actuarial assumptions the same method (present value of the defined benefit obligation calculated with the projected unit credit method at the end of the reporting period) has been applied as when calculating the pension liability recognised within the statement of financial position.

The methods and types of assumptions used in preparing the sensitivity analysis did not change compared to the previous period.

The average duration of the defined benefit plan obligation at the end of the reporting period is 6.7 years (2013: 6.21 years)

Through its other long term benefits (long service award) the Group is exposed to inflation risk.

32.4 Post-employment medical aid scheme for pensioners

The medical aid scheme is a scheme that is currently being operated by the Bank for the benefits of the pensioners of the former defined benefit scheme which is made up of pensioners (i.e. those who no longer work for the Bank). The pensioners are paid a fixed sum of amount twice every year, in January and July of the same year. These payments made to the former employees are a function of the beneficiaries' grade while in employment.

This plan is governed by the employment laws of the Bank. The fund has a legal form of a foundation and It is governed by the Board of Trustees, which consists of an equal number of employers and employee representatives.

The amounts recognised in the statement of financial position are determined as follows:

	Group	2014	Bank	2014
	2015	N'million	2015	N'million
Present value of obligations	4,035	3,304	4,035	3,304

CENTRAL BANK OF NIGERIA
NOTES TO THE CONSOLIDATED AND SEPARATE FINANCIAL STATEMENTS
FOR THE YEAR ENDED 31 DECEMBER 2015
(All amounts are in millions of Naira, unless otherwise stated)

32.4 Post-employment medical aid scheme for pensioners (continued)

The movement in the defined benefit liability over the year is as follows:

	Group Present value of obligation N'million	Bank Present value of obligation N'million
At 1 January 2014	4,043	4,043
Interest expense	521	521
	<u>521</u>	<u>521</u>
Remeasurements:		
Gain from change in financial assumptions	(406)	(406)
Experience adjustment	(527)	(527)
	<u>(933)</u>	<u>(933)</u>
Benefits paid	(327)	(327)
At 31 December 2014	3,304	3,304
	<u>3,304</u>	<u>3,304</u>
At 1 January 2015	3,304	3,304
Interest expense	470	470
	<u>470</u>	<u>470</u>
Remeasurements:		
Loss from change in financial assumptions	850	850
Experience adjustment	(265)	(265)
	<u>585</u>	<u>585</u>
Benefits paid	(324)	(324)
At 31 December 2015	4,035	4,035
	<u>4,035</u>	<u>4,035</u>

The remeasurements of the net defined benefit liability relates only changes in financial assumption.

The significant actuarial assumptions were as follows:

Financial Assumption	2015	2014
Long Term Average		
Discount Rate (p.a)	12%	15%
Average Rate of Inflation (p.a)	9%	9%

Assumptions regarding future mortality are set based on actuarial advice in accordance with published statistics and experience in each territory.

Demographic Assumptions

	Age of pensioner	Average expected future lifetime (years)
Mortality of pensioners		
	55	22
	60	19
	65	15
	70	12
	75	9

The Bank's sensitivity of the defined benefit obligation to changes in the weighted principal assumption is:

	Change in assumption	Impact of defined benefit obligation			
		2015 Impact of an increase N'million	Impact of a decrease N'million	2014 Impact of an increase N'million	Impact of a decrease N'million
Base:					
Discount rate	1%	(324)	376	(228)	261
Inflation rate	1%	(393)	344	(282)	250
Mortality rate	1 year	133	(134)	87	(87)

The above sensitivity analysis is based on a change in an assumption while holding all other assumptions constant. In practice, this is unlikely to occur and changes in some of the assumptions may be correlated. When calculating the sensitivity of the defined benefit obligation to significant actuarial assumptions the same method (present value of the defined benefit obligation calculated with the projected unit credit method at the end of the reporting period) has been applied as when calculating the pension liability recognised within the statement of financial position.

The methods and types of assumptions used in preparing the sensitivity analysis did not change compared to the previous period.

The average duration of the defined benefit plan obligation at the end of the reporting period is 9.78 years (2014: 8.61 years)

Through its post-employment medical plans the Group is exposed to inflation risk and mortality risk.

32.5 Defined contribution liabilities:

	Group		Bank	
	2015 N'million	2014 N'million	2015 N'million	2014 N'million
Defined contributory scheme:				
At 1 January	235	32	235	32
Contributions	4,389	5,403	4,389	5,403
Amount remitted to selected Pension Fund Administrators	(4,122)	(5,200)	(4,122)	(5,200)
At 31 December	502	235	502	235

CENTRAL BANK OF NIGERIA
NOTES TO THE CONSOLIDATED AND SEPARATE FINANCIAL STATEMENTS
FOR THE YEAR ENDED 31 DECEMBER 2015
(All amounts are in millions of Naira, unless otherwise stated)

	Group		Bank	
	2015	2014	2015	2014
33 Other liabilities	N'million	N'million	N'million	N'million
Sundry payables	820,555	717,909	818,119	717,608
Surplus payable to Federal Government of Nigeria (Note 33a)	87,124	152,654	87,124	152,654
Accrued charges	18,197	17,784	16,018	17,515
Deposit for shares	5,085	5,085	-	-
Trade payables	5,056	2,920	-	-
Dividend payable	140	140	-	-
IBRD - SME loan	51	51	51	51
Banking sector resolution sinking cost fund	50,000	-	50,000	-
Bank borrowings and overdraft	21,890	20,493	-	-
Debenture	1,208	-	-	-
	1,009,306	917,036	971,312	887,828

	Group		Bank	
	2015	2014	2015	2014
33a Surplus payable to Federal Government of Nigeria	N'million	N'million	N'million	N'million
At 1 January	152,654	152,654	152,654	152,654
Transfer from income statement	116,787	-	116,787	-
Paid during the year	(182,317)	-	(182,317)	-
At 31 December	87,124	152,654	87,124	152,654

Maturity analysis

	Group		Bank	
	2015	2014	2015	2014
	N'million	N'million	N'million	N'million
Current	985,030	895,057	971,312	887,828
Non-current	24,276	21,979	-	-
	1,009,306	917,036	971,312	887,828

Banking sector resolution sinking cost fund:

The Banking sector resolution sinking cost fund represents the total contributions by Eligible Financial Institutions ("EFI") to establish the Banking Sector Resolution Cost Fund ("the Fund") in Nigeria under the Asset Management Corporation Act and the memorandum of understanding signed by the EFIs with the Central Bank of Nigeria, the Asset Management Corporation of Nigeria ("AMCON").

Sundry payables:

Sundry payables represent balances held on behalf of Debt Management Office as regards the proceeds from issued bonds, balances payable to AMCON and other payable amounts. Included in the sundry payables are treasury related payables amounting to N567,970 million (2014: N499,895million).

Accrued charges:

Accrued charges consist of productivity bonus, intervention fund on national security and other expense accruals.

	Group		Bank	
	2015	2014	2015	2014
34 Share capital and reserves	Million	Million	Million	Million
Authorised shares				
Ordinary share of N1 each	100,000	100,000	100,000	100,000
Issued and fully paid up:	Million	Million	Million	Million
Ordinary share of N1 each	5,000	5,000	5,000	5,000
At 31 December	N'million	N'million	N'million	N'million
	5,000	5,000	5,000	5,000

Section 4 (1) of the Central Bank of Nigeria Act No.7, 2007 gave approval to the increase in authorised capital of the Bank from N5 billion to N100 billion. Section 4 (2) provides that all the capital of the Bank shall be subscribed and held only by the Federal Government of Nigeria.

The Federal Government of Nigeria is the sole subscriber to the paid up capital of the Bank and its holding is not transferable in whole or in part nor is it subject to any encumbrance.

Available-for-sale reserve

The available-for-sale reserve comprises the cumulative change in the fair value of available-for-sale investments until the investment is derecognised or impaired.

Foreign currency translation reserve

The foreign currency translation reserve comprises translation of investment in associates.

Retained earnings

Retained earnings refers to 20% of the operating surplus of the Bank. It also includes accumulated losses in the periods where the CBN posted net losses. Retained earnings and losses are cumulative from year to year.

CENTRAL BANK OF NIGERIA
NOTES TO THE CONSOLIDATED AND SEPARATE FINANCIAL STATEMENTS
FOR THE YEAR ENDED 31 DECEMBER 2015
(All amounts are in millions of Naira, unless otherwise stated)

35 Business combinations

Acquisition of Nigeria Incentive-based Risk Sharing System For Agricultural Lending (NIRSAL) Limited

A deposit of N2.5 billion was paid by the Bank in prior year by the CBN for 100% of the voting shares of an unlisted company called Nigeria Incentive-based risk Sharing System For Agricultural Lending (NIRSAL) Limited and this was recognised as deposit for shares and control was not established at prior year. NIRSAL is an agribusiness initiative which provides its clients risk management, financing, trading and strategic solutions.

On 31 December 2015, control was established and in accordance with IFRS 3, CBN applied the acquisition method of accounting.

Assets acquired and liabilities assumed

The fair values of the identifiable assets and liabilities of NIRSAL Limited as at the date of acquisition were:

	Fair value recognised on acquisition
	N'million
Cash and cash equivalents	27,961
Treasury bills	57,544
Receivable from FGN - GES claims	4,194
Total assets	89,699
Debenture	73,708
Deposit from CBN	1,350
Total liabilities	75,058
Total identifiable net assets at fair value	14,641
Gain on bargain purchase from arising on acquisition (Note 10)	(12,141)
Purchase consideration transferred	2,500
Analysis of cash flows on acquisition:	N'million
Transaction costs of the acquisition	-
Net cash acquired with the subsidiary (included in cash flows from investing activities)	(27,961)
Net cash flow on acquisition	(27,961)
Purchase consideration	N'million
Cash	2,500
	2,500

The carrying amount of the receivables approximates its fair value at the acquisition date. The receivable is not impaired and it is expected that the full contractual amounts can be collected. Included in the profit before tax of the Group is an amount N13.065 billion relating to gain from the acquisition of NIRSAL Limited at the acquisition date. This amount is recognised in other operating income of the Group. No revenue is recognised from NIRSAL in the Consolidated Income Statements for the year ended 31 December 2015, since the acquisition date is the same as the year end of the Group. If the combination had taken place at the beginning of the year, total operating income would have been N707.836 billion and net income before tax for the Group would have been N160.297 billion.

36 Cash generated from operating activities

	Notes	Group		Bank	
		2015	2014	2015	2014
		N'million	N'million	N'million	N'million
Net income before tax		121,352	40,120	108,530	35,422
Adjustments for non cash items:					
Depreciation of property, plant and equipment	28	9,517	14,427	8,832	11,191
Amortisation of intangible assets	27	2,519	2,688	2,519	2,688
Loss/(profit) on disposal of property, plant and equipment	10	1,055	(1,367)	1,053	(1,362)
Unrealised (gain)/loss on financial assets at FVTPL	8	(10,420)	18,717	(10,420)	18,717
Unrealised gains on foreign exchange revaluation	9	(287,669)	(182,482)	(287,591)	(182,310)
Share of profit of associates	25	(7,697)	(6,227)	-	-
Derecognition of property, plant and equipments	28	-	304	-	-
Gain from the acquisition of subsidiary	35	(12,141)	-	-	-
Defined benefit expense	12	43,257	11,697	43,246	11,675
		(140,227)	(102,123)	(133,831)	(103,979)
Change in operating assets and liabilities:					
Increase in loans and receivables		(1,465,331)	(612,912)	(1,468,075)	(610,510)
Increase in external reserves		(287,117)	(63,317)	(287,092)	(54,756)
Decrease/(increase) in Investment securities - AFS		477	5,770	477	(134)
(increase)/decrease in other assets		(48,156)	134,063	(59,115)	130,763
Increase in deposits		1,904,291	650,706	1,905,641	650,706
Decrease in Central Bank of Nigeria Instruments		(515,534)	(983,482)	(515,534)	(983,482)
Increase in Bank notes and coins in circulation		59,956	21,530	59,963	21,537
Increase/(decrease) in other liabilities		158,067	(11,827)	149,281	(30,172)
Net cash flows used in operating activities		(193,347)	(859,469)	(214,454)	(876,048)
		(333,574)	(961,592)	(348,285)	(980,027)

CENTRAL BANK OF NIGERIA
NOTES TO THE CONSOLIDATED AND SEPARATE FINANCIAL STATEMENTS
FOR THE YEAR ENDED 31 DECEMBER 2015
(All amounts are in millions of Naira, unless otherwise stated)

37 Contingent liabilities and commitments

To meet the financial needs of customers, the Bank enters into various irrevocable commitments and contingent liabilities including financial guarantees. Even though these obligations may not be recognised in the statement of financial position, they do contain credit risk and are therefore part of the overall risk of the Group (see Note 3.2.2).

37a Legal proceedings

There were a number of legal proceedings outstanding against the Bank as at 31 December 2015 with contingent liabilities of N4,374 billion (31 December 2014: N3,777 billion). The Directors estimate that provision made for the contingent liabilities will be adequate to meet any liability that may crystallise.

The Directors are also of the opinion that all known liabilities and commitments which are relevant in the assessment of the state of affairs of the Bank have been taken into consideration in the preparation of these financial statements.

	Group		Bank	
	2015	2014	2015	2014
	N'million	N'million	N'million	N'million
Capital and other commitments:				
Intervention funds	899,155	668,260	899,155	668,260
FX forwards and currency swaps	941,235	872,561	941,235	872,561
Capital commitments	47,136	59,900	47,136	58,563
	1,887,526	1,600,721	1,887,526	1,599,384

Intervention funds balance of N899 billion (31 December 2014: N668 billion) represents commitments made in respect of Commercial Agricultural Credit Guarantee Scheme, Small and Medium Enterprises Credit Guarantee Scheme, Power and Aviation Fund, SME/Manufacturing Sector Intervention Fund and other intervention activities of the Bank.

Foreign exchange forwards and currency swaps refer to the amounts that the Bank has committed to provide to counterparties in forward exchange contracts.

The capital commitments of the Group relates are in respect of property, plant and equipment, and the funds to meet the capital commitments will be sourced from internally generated funds.

37b Operating lease commitments - Bank as lessee

The Group leases various houses under non-cancellable operating lease agreements. The lease terms are between two and five years, and majority of these lease agreements are renewable at the end of the each lease period at market rate.

The future aggregate minimum lease payments under non-cancellable operating leases are as follows:

	Bank	
	2015	2014
	N'million	N'million
No later than 1 year	92	102
Later than 1 year and no later than 5 years	55	33
Later than 5 years	53	70
Total	201	205

37c Guarantees

The Group has provided credit risk guarantee to Small and Medium Enterprises (SME) and agricultural lenders in case the borrowers fail to repay the loans when they fall due and also a guarantee of interest repayment if the borrowers repay the loans within the tenor of the loan. The maximum amounts guaranteed as at 31 December 2015 is N2.23 billion (31 December 2014: N4.85 billion).

38 Related party transactions

Central Bank of Nigeria is wholly-owned and controlled by the Federal Government of Nigeria (FGN).

The Federal Government of Nigeria also controls the Ministry of Finance Incorporated, other Government Ministries, Departments and Agencies (MDAs), Nigeria Securities, Printing and Minting Company (NSPMC), Nigeria Incentive-Based Risk-Sharing System for Agricultural Lending Plc (NIRSAL) and NESI Stabilization Strategy Limited (NESI). These entities (in addition to the key management personnel of the Bank) are related parties to the Central Bank of Nigeria.

(i) Advances to the Federal Government of Nigeria

The transactions with the Federal government and fellow subsidiaries (under control of the Federal Government) are exempted due to their nature. However material transactions and balances are disclosed.

	Group	
	2015	2014
	N'million	N'million
Opening balance		
Additions	592,001	239,146
Closing balance	1,367,729	352,855

(ii) Key management compensation

The Bank's key management personnel comprises the Governor, the 4 Deputy Governors and 12 Non Executive Directors of the Bank.

The compensation paid or payable to key management for employee services is shown below:

	Group	
	2015	2014
	N'million	N'million
Salaries and other short-term employee benefits	544	339
Total	544	339

CENTRAL BANK OF NIGERIA
NOTES TO THE CONSOLIDATED AND SEPARATE FINANCIAL STATEMENTS
FOR THE YEAR ENDED 31 DECEMBER 2015
(All amounts are in millions of Naira, unless otherwise stated)

38 Related party transactions (continued)

(iii) Balances with Key Management Personnel

	Group	
	2015	2014
	N'million	N'million
Loans and advances	1,272	462
	1,272	462

The Bank has applied the exemption granted by IAS 24 relating to the disclosure requirements in relation to related party transactions and outstanding balances with (a) a government that has control and significant influence over the Bank (b) another entity that is a related party because the same government has control or significant influence over both the Bank and the other entity. Hence, the Bank has not disclosed transactions and balances with its subsidiaries and associates as they are controlled by the Federal Government of Nigeria which also controls the Bank. The Bank's collectively significant transactions with the Federal Government of Nigeria and other entities controlled, jointly controlled or significantly influenced by Federal Government arises from the normal business activities of the CBN including government deposits held by the Bank, investment in securities issued by the Federal Government and its agencies, transfer to the Federal Government in compliance with the Fiscal Responsibility Act among others.

39 Events after the reporting date

No significant events occurred between the reporting dates and the sign off dates requiring disclosure in, or adjustment to, the financial statements for the year ended 31 December 2015.